
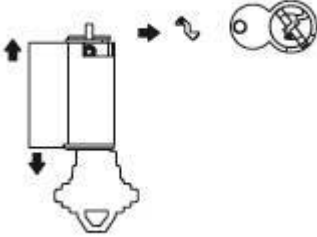
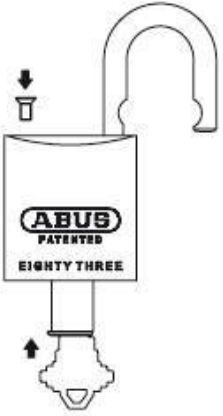


For More Possibilities: The ABUS Z-bar

The Z-bar is used to convert our 83 Series padlocks from key-retaining to non-key-retaining and vice versa within seconds. This can save you stock space since you don't have to stock both key-retaining and non-key-retaining version of the lock.

Here is how easy it is to make the change:

	<ol style="list-style-type: none">1. Unlock padlock.2. Remove the #2 Phillips head screw in the shackle hole.3. Remove cylinder from the padlock.<ul style="list-style-type: none">• Use the key to remove the cylinder after screw is removed.• It is important that the shackle is left in open position at all times until the lock is reassembled!
	<ol style="list-style-type: none">4. For non-key-retaining, remove Z-bar.5. For key-retaining, insert Z-bar on the back end of the cylinder with black dot facing up.<ul style="list-style-type: none">• Note: Placing the Z-bar with the black dot face down will cause the shackle to fall out of the padlock inadvertently.
	<ol style="list-style-type: none">6. Reassemble padlock by replacing the cylinder. It is necessary to turn the cylinder to the open position when using the Z-bar. The cylinder should be flush with the base of the padlock body.7. Re-install #2 Phillips head screw.