

Distributed by:



G U S S S C H L Ü S S E L
M Ö B E L S C H L Ü S S E L
S T A H L S C H L Ü S S E L



Bitte beachten Sie !

In diesem Katalog sind lediglich solche Schlüssel aufgeführt, die wir aus Lagervorrat liefern können. Darüber hinaus sind wir in der Lage, bei größeren Mengen auch weitere Schlüsselsorten für Sie anzufertigen. Wir bitten um Ihre Anfrage.

For the special attention !

This catalogue only refers to those key blanks available from stock. Moreover we are in the position to supply you also other types of keys, provided that a reasonable quantity will be required. Please let us have your inquiry.

Die Abbildungen dieses Kataloges sind urheberrechtlich geschützt.
Alle Rechte an Text und Gestaltung behalten wir uns vor.

© copyright 2007 by
August Börkey Nachf. GmbH, D-58285 Gevelsberg

K A T A L O G

GUSSSCHLÜSSEL
MÖBELSCHLÜSSEL
STAHLSCHLÜSSEL

Ausgabe 2007

Inhalt	Seite
Erklärungen und Hinweise	2-3
Inhaltsverzeichnis nach Artikel-Nummern	4-5
Inhaltsverzeichnis nach Schlüssel- und Systembezeichnungen	6-7
Buntbartschlüssel	8-21
Chubb-Schlüssel	22-32
Diverse Schlüssel	33-47
Doppelbartschlüssel	36-42
Möbelschloss-Schlüssel	48-64
Stahlschlüssel	65-70
Maschinen und Zubehör	71-74

Note: The size of this catalog is European A4.
When printing pages on American letter size paper,
be sure to adjust your settings to fit your printer margins.

C A T A L O G U E

CAST IRON KEYS
FURNITURE KEYS
MALLEABLE STEEL KEYS

Edition 2007

Contents	Page
explanations and further indications	2-3
numerical index	4-5
alphabetic index	6-7
corrugated bit keys	8-21
chubb bit keys	22-32
double bit keys	36-42
miscellaneous keys	33-47
furniture keys	48-64
malleable steel keys	65-70
machines and accessories	71-74

Was ein Schlüsseldienst beachten muss

Forderungen und Sorgfaltspflichten

Verwendung von Rohlingen

Es gehört zu den Anforderungen, die an eine verantwortungsbewußte Schlüsseldienstführung gestellt werden, dass für die Anfertigung von Schlüsseln stets die dem Muster-schlüssel genau entsprechenden Schlüsselbart - Schweifungen verwendet werden.

Ist ein solcher Rohling nicht sofort greifbar, so ist keine Profilverein-fachung zu verarbeiten sondern der ordnungsgemäße Rohling zu beschaffen oder durch Bearbeiten eines geeigneten Bartes herzu-stellen.

Berechtigungsnachweise

Das Führen von Berechtigungsnachweisen dokumentiert die dem Schlüs-seldienst obliegende Sorgfaltspflicht, und empfiehlt sich vor allem, wenn Zweifel über die Kaufberechtigung entstehen könnten, zum Beispiel:

beim Anfertigen von

- **Schlüsseln nach Schloss**
- **Tresorschlüsseln nach Schloss oder Muster**
- **Schlüsseln zu Schließanlagen**
- **oder beim Öffnen von Wertbehältnissen in Laden oder Werkstatt.**

Ein Hinweis, daß diese Maßnahme zum Schutz der Kunden selbst geschieht, dürfte in allen Fällen echten Schlüsselbedarfs auf Verständnis stoßen.

For what a locksmith has to take care

Demands and duties

Use of key blanks

It is absolutely necessary for a responsible locksmith, to use for copying of a key only a key-bit-form which will be absolutely identical with the sample.

If such a key blank is not directly available, do not use a similar key-bit-form but do everything to get the corresponding key blank or produce it yourself by using a suitable key-bit.

Authorization certificates

The keeping of the so called authorization certificates can proof the locksmith's diligence-duty, especially, when there are doubts regarding orders for:

- **keys to locks without sample**
- **safe keys to locks or to samples**
- **keys for master key systems**
- **opening of boxes with valuables in stores or workshops**

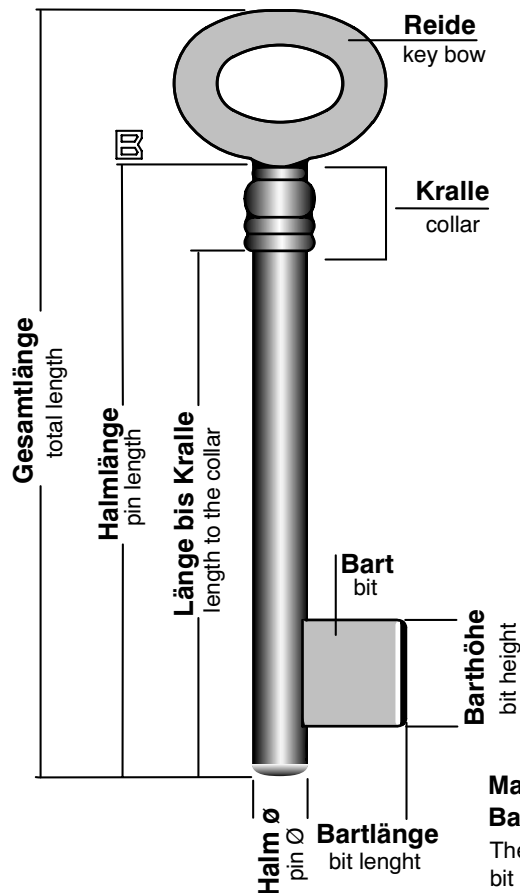
In case of a real demand in keys each customer will understand that such an action is for his own security.

Maße - Benennungen - Erklärungen

Dimensions - Descriptions - Explanations

Maße und Teile des Schlüssels

Dimensions and parts of a key



Many pages contain English translations in red.

Keys that are no longer available are crossed out in red. Also, be aware of the note below regarding keys no longer available.

Maßangaben:

Bartlänge x Barthöhe

The key bits are measured bit length x bit height

Zum Kataloginhalt:

Regarding the contents of the catalogue:

Die Schlüsselabbildungen entsprechen der Originalgröße der Schlüssel.

The key-pictures correspond to the original size of the keys.

Die Schlüsselbart-Schweifungen sind von der Reide aus gesehen und stellen das Schlüsselloch dar.

The direction of sight regarding the pictures of the different illustrated key bits is from the key bow to the bit. The pictures represent the key hole.

Die Maßangaben sind Richtwerte, die je nach Fertigungscharge Abweichungen aufweisen können.

The measurement-details are standard values which can vary from production-lot to production-lot.



Die so gekennzeichneten Bartschweifungen sind nicht mehr lieferbar.

The marked key bits are not any longer available

Diverse Schlüsselbärte

Different key bits



Vollbart
full bit



einges. Vollbart
bulleted full bit



Wellbart
corrugated bit



Gradbart
wedge bit



Chubb-Bart
Chubb bit



Buntbart
corrugated bit



Nutbart
bit with bullet wards

Zur besonderen Beachtung ! For the special attention !

Ausser der Artikel-Nummer sind bei allen Schlüsseln fett *kursiv* auch die 10-stelligen EDV-Nummern angegeben. Nach beiden Bezeichnungen, bevorzugt nach den EDV- Nummern, kann bestellt werden.

Beside the article-number we also listed **fat italic** the 10- digit order-number of our electronic data-processing-system. When ording you can use both numbers, but we would prefer the numbers of the electronic data- processing-system.

Inhaltsverzeichnis nach Artikel-Nummern

Index by article numbers

Artikel article	Seite page	Artikel article	Seite page
1	62	21	45
2	47	22	43
4	64	23 - 25	52-53
5/2 durchgehend	51	27/103	18
5/2 gebohrt	48	28/104	19
5/2 _{1/2}	48	A 29	20
5/3 - 5/5	48	30	21
5/7 - 5/14	59	37	21
5/21 - 5/26	60	40, 42, 43, 44, 47	46
5 A, 5 B, 5 R	48	55	22-23
5 INT	51	57	24
5 Z	35	69	41-42
6/2 durchgehend	51	90	24
6/2 gebohrt	48	91	25
6/2 _{1/2}	48	92	25
6 B, 6 F, 6 R	48	113, 113 K	26
6 F schließfertig (Nuten)	50	113 N	51
6 R schließfertig (Nuten)	50	114	27
7/2 _{1/2}	49	122 T	34
7 E, 7 ED	50	130	61
7 IC, 7 R	49	134	53-58
8	35	134 P	57
9/2, 9 F, 9 R	50	134 R	58
10/2, 10 IC, 10 R	49	135	53-56
12	34	136	57
13	34	136 A	31
15	63	136 AHW	31
17, 18	35	136 E 1 - 2	31
19, 19 S, 19 Y, 19 YZ	63	136 E 5 - 7	31
20	44	136 H	31
20 D	45	136 HB	31
20 B, 20 C, 20 M, 20 N, 20 SP	43	136 K/8 - 13	32

Inhaltsverzeichnis nach Artikel- Nummern

Index by article numbers

Artikel article	Seite page	Artikel article	Seite page
136 L	33	518	29
136 LB	33	520	30
136 LO	33	600	34
136 T	31	601	34
137	54, 56-57	831	33
138	35, 56	940	9
139	56	941	9
140	33	944	10
143 A - F	36	944 L	10
144 A - C	36	945	10
145	37	946	12-13
146	37	946/ 66	11
150 B	45	947	14
150 L, 150 P, 150 S	44	948	14
150 SO, 150 ST, 150 SU	44	950	15
150 UNI	44	951	16
150 V, 150 W	43	952	16
151	45	953	16
152	8	967	17
161 - 166	38	4481	37
170 CZ1 - CZ3	37	ST 20 - ST 359	65-70
170 - 175	39		
176 - 179	40		
181 - 184	41		
359	70		
360 B	33		
459	33		
460	33		
511/50	27		
512 A	28		
512 B	28		
516	29		

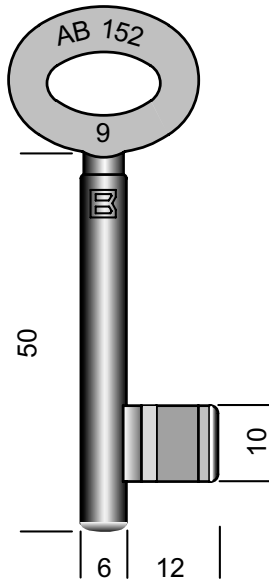
Inhaltsverzeichnis nach Schlüssel- und Systembezeichnungen

See page 7 for alphabetic index in English.

Bezeichnung	Seite	Bezeichnung	Seite	Bezeichnung	Seite
Absperrpostenschlüssel	44-45	Möbelschlüssel mit Zuhaltungen	49, 58	System Nemef	10, 21
Allzweck-Neubautenschlüssel	44	Möbelschlüssel, Reiden	58	System Novoferm	16
Ansatzschlüssel	33, 69-70	Möbelschlüssel, schließfertig	49-50, 52-53, 58	System Pegau	15, 16
Architektenschlüssel	44	Möbelschlüssel, unvernickelt	59-62	System Rocholl	70
Automatenschlüssel (Grünig)	64	Müllcontainerschlüssel	45	System Schulte- Schlagbaum (WS)	14, 23
Bankschließfachschlüssel	46	Neubautenschlüssel	43-44	System Sieper	24-25
Berliner-Durchsteck- Schlüssel	31	Pianoschlüssel	35	System SSF	16
Bierwagenschlüssel	43	Postfachschlüssel	46, 65	System Stanley	46
Briefkastenschlüssel	63	Pultschlüssel	35	System STUV	37, 41, 46
Buntbart-Schlüssel	8-21, 62	Rheinische Kastenschl.-Schlüssel	18, 27	System Tiefenthal	24, 27
Chubb-Schlüssel, Guss	22-32, 34	Schaltschrankschlüssel	45	System Weissensee	15
Chubb-Schlüssel, Stahl	66-68	Schatullenschlüssel	47	System Wilka (Karrenberg)	26, 33
Doppelbartschlüssel	36-42	Schiffsschlüssel	34	System WS (Schulte Schlagbaum)	14, 23
Dornschlüssel	43	Schließfachschlüssel	46, 65	Tapetentürschlüssel	34
Düsseldorfer Zählerschrankschlüssel	35	Spardosenschlüssel	63	Taschenschlüssel	47
Fellbacher Schlüssel	11, 21	Stahlschlüssel	41-42, 65-70	Tresorschlüssel	34, 36-42
FH-Tür-Schlüssel	10	Stahltürschlüssel (FH)	10	Truhenschlüssel	61-62
Flachschlüssel	63-64	Steckschlüssel	44	Türhüter	37
Frankfurt Bockenheimer-ZE-Schlüssel	8	System AMF (Maier-Fellbach)	11, 21	Übergabeschlüssel	17, 30, 64
Franz. Chubbschlüssel	26	System Bever & Klophaus	20, 29	Uhrenschlüssel	45
Goldin-Möbelschlüssel	52-53	System Beyer & Müller	10	Verbundfenster-Schlüssel	45
Hangschloss-Schlüssel	35	System BKS	14, 28	Vortürschlüssel (Lopers)	33
Haustür-Einsteckschlüssel (Buntbart)	17	System Bode-Panzer	46	Vorhangschloss-Schlüssel	35
Haustür-Einsteckschl. (Chubb)	22-25, 28-31, 34	System Brynzeer	33	Wagenschlüssel	43
Haustür-Kastenschl. (Buntbart)	18-21	System Burg-Wächter	38	Zählerschrankschlüssel	35
Haustür-Kastenschl. (Chubb)	26-27, 32-33	System CAWI	38	Zimmertür-Einsteckschloss-Schlüssel	8-16
Hauswart-Schlüssel	31	System CTC	70	Zusatzschloss-Schlüssel	33, 37
Heizungs-Entlüftungsschlüssel	43	System Dörrenhaus	9, 29		
Kassetenschlüssel, Guss	34	System Fliether	10, 30		
Kastenschloss-Schlüssel (Buntbart)	18-21	System Frankfurt-Bockenheimer	8		
Knebeldrückerschlüssel	19-20	System Garmy	46		
Kofferschlüssel	47	System Goldin	52-53		
Lopers (Vortürschlüssel)	33	System Grünig	64		
Möbelschlüssel	48-62	System Interlücke	51		
Möbelschlüssel, durchgehend	50-51, 57, 61-62	System Junie	58, 63		
Möbelschlüssel, flach	64	System Kaba Mauer	39-40		
Möbelschlüssel, gebohrt	48-50, 52-61	System Karrenberg (Wilka)	26, 33		
Möbelschlüssel, gefärbt	52-53, 59-60	System Kaupp	45		
Möbelschlüssel, Goldin	52-53	System Kirchmann	9, 27		
Möbelschlüssel, Messing	53-58	System Küpper & Kauls (K&K)	23		
Möbelschlüssel mit Nutbart	50, 58	System Leicher	46		
		System Lips	33		
		System Maier- Fellbach (AMF)	11, 21		
		System Meteor	63		

Index by key- and system specifications

specification	page	specification	page	specifikation	page
additional-lock keys	33, 37	keys for laminated glass windows	45	system Lips	33
architect keys	44	keys for Rhenish rim locks	18, 27	system Maier-Fellbach (AMF)	11, 21
automate keys (Grüning)	64	keys for room doors (corrugated bit)	8-16	system Meteor	63
beer wagon keys	43	letter box keys	63	system Nemeß	10, 21
berlin keys	31	Lopers (front door keys)	33	system Novoferm	16
box keys	47	meter keys	43-44	system Pegau	15, 16
cash box keys, cast iron	34	money-box keys	63	system Rocholl	70
chest keys	61-62	multi-purpose keys for buildings under constr.	44	system Schulte-Schlagbaum (WS)	14, 23
Chubb-keys, cast iron	22-32, 34	padlock keys	35	system Sieper	24-25
Chubb-keys, steel	66-68	piano keys	35	system SSF	16
clock keys	45	post box keys	46, 65	system Stanley	46
corrugated keys	8-21, 62	present keys	17, 30, 64	system STUV	37, 41, 46
desk keys	35	radiator keys	43	system Tiefenthal	24, 27
door guard	37	rim lock keys (corrugated bit)	18-21	system Weissensee	15
door handle locks keys	19-20	safe deposit keys	46, 65	system Wilka (Karrenberg)	26, 33
double bit keys	36-42	safe keys	34, 36-42	system WS (Schulte Schlagbaum)	14, 23
entry door keys (corrugated bit)	17	ship keys	34	wagon keys	43
entry door keys (Chubb bit)	22-25, 28-31, 34	socket keys	44	wallpaper door keys	34
entry door rim lock keys (corrugated bit)	18-21	steel door keys	10		
entry door rim lock keys (Chubb bit)	26-27, 32-33	steel keys	41-42, 65-70		
Fellbacher keys	11, 21	stop-post-keys	44-45		
fireproof door keys	10	suitcase keys	47		
flat keys	63-64	system AMF (Maier-Fellbach)	11, 21		
Frankfurt Bockenheimer keys	8	system Bever & Klopheus	20, 29		
french Chubb keys	26	system Beyer & Müller	10		
front door keys (Lopers)	33	system BKS	14, 28		
furniture keys, brass	53-58	system Bode- Panzer	46		
furniture keys, bullet wards	50, 58	system Brynzeer	33		
furniture keys, coloured	52-53, 59-60	system Burg-Wächter	38		
furniture keys, drilled pin	48-50, 52-61	system CAWI	38		
furniture keys, flat	64	system CTC	70		
furniture keys, full pin	50-51, 57, 61-62	system Dörrenhaus	9, 29		
furniture keys, Goldin	52-53	system Fliether	10, 30		
furniture keys, normal	48-62	system Frankfurt-Bockenheimer	8		
furniture keys, not nickel plated	59-62	system Garny	46		
furniture keys, pre cut	49-50, 52-53, 58	system Goldin	52-53		
furniture keys with lever cuts	49, 58	system Grünig	64		
Goldin furniture keys	52-53	system Interlückke	51		
handbag keys	47	system Junie	58, 63		
house keeper key	31	system Kaba Mauer	39-40		
key bows for furniture keys	58	system Karrenberg (Wilka)	26, 33		
keys for buildings under construction	43-44	system Kaupp	45		
keys for garbage-container	45	system Kirchmann	9, 27		
		system Küpper & Kauls (K&K)	23		
		system Leicher	46		



Keys for interior mortise locks







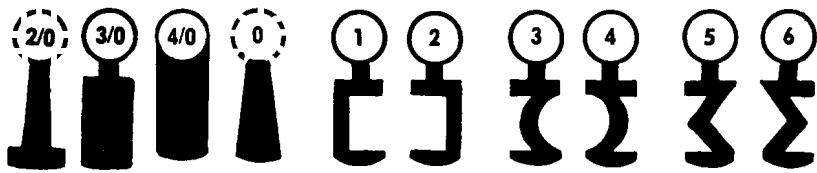
Frankfurt-Bockenheimer Zimmertür-
Einsteckschloss-Schlüssel

Art. 152

6 152 000 300

6 152 000 400

6 152 001 000 - 6 152 082 000


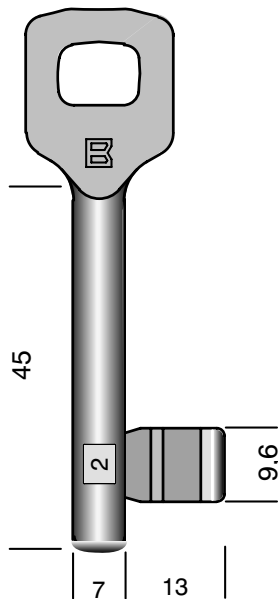


Keys for interior mortise locks

Zimmertür-Einsteckschloss-Schlüssel

System Dörrenhaus

Art. 940 6 940 001 000 - 6 940 036 000

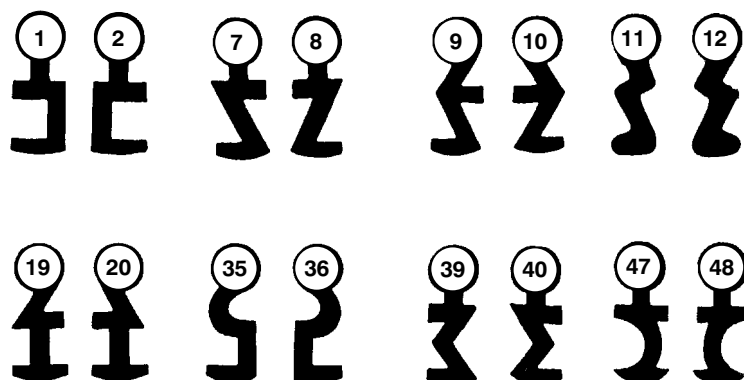
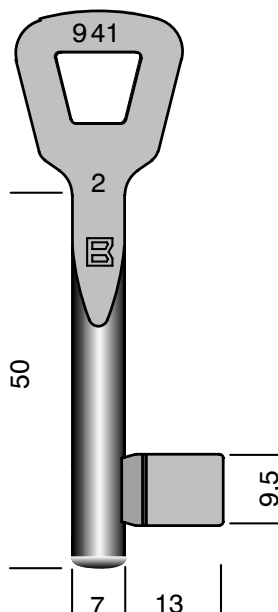


Keys for interior mortise locks

Zimmertür-Einsteckschloss-Schlüssel

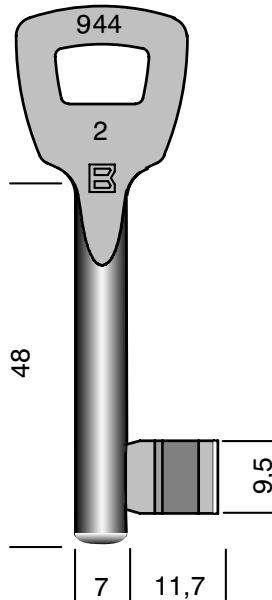
System Kirchmann

Art. 941 6 941 001 000 - 6 941 048 000



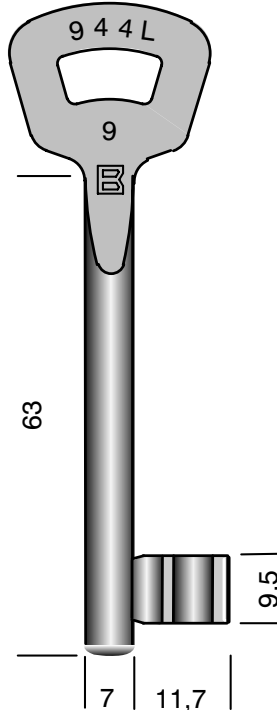
Art. 944

6 944 001 000 -
6 944 010 000



Art. 944L


6 944 001 L00 -
6 944 010 L00



Keys for mortise locks

Einsteckschloss-Schlüssel

für FH-Türen, Systeme NEMEF
und Beyer & Müller




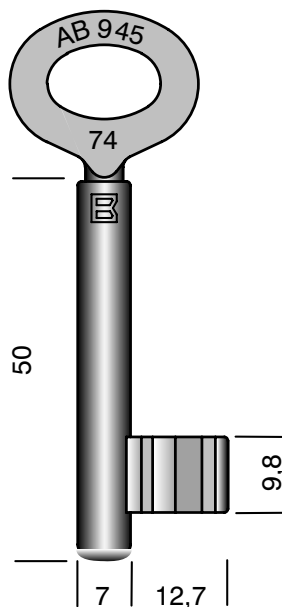
Keys for mortise locks

Zimmertür-Einsteckschloss-Schlüssel

System Fliether

Art. 945

6 945 051 000 - 6945 074 000



Keys for interior mortise locks


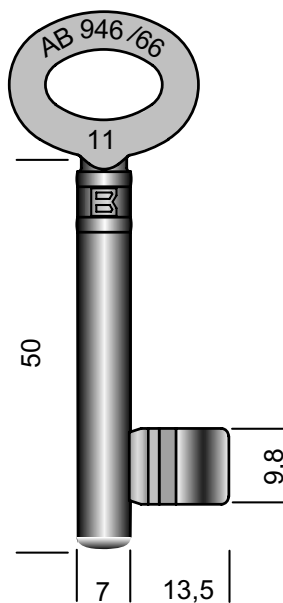
Fellbacher Zimmertür-Einsteckschloss-Schlüssel

System Maier-Fellbach (AMF)

Art. 946/66

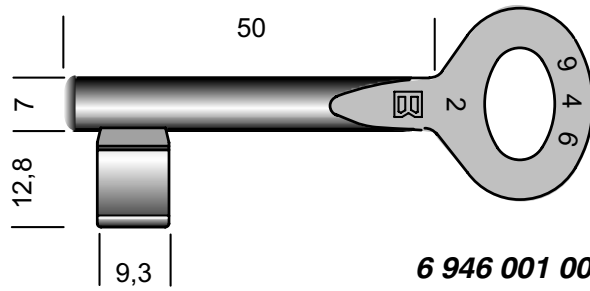
6 066 000 400

6 066 001 000 - 6 066 080 000




Keys for interior mortise locks

Zimmertür-Einsteckschloss-Schlüssel Art. 946



6 946 001 000 - 6 946 310 000 (Beispiel 111a = 6 946 111 A00)


6 946 000 400
6 946 000 300
6 946 000 200
6 946 000 000



Keys for interior mortise locks

Zimmertür-Einsteckschloss-Schlüssel

Art. 946

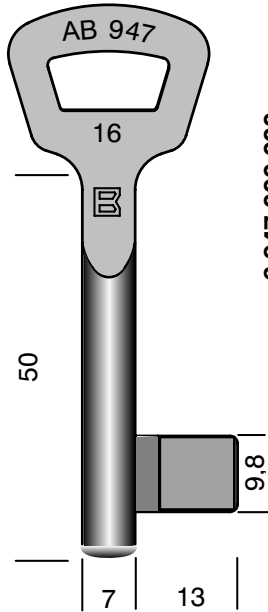


Keys for interior mortise locks

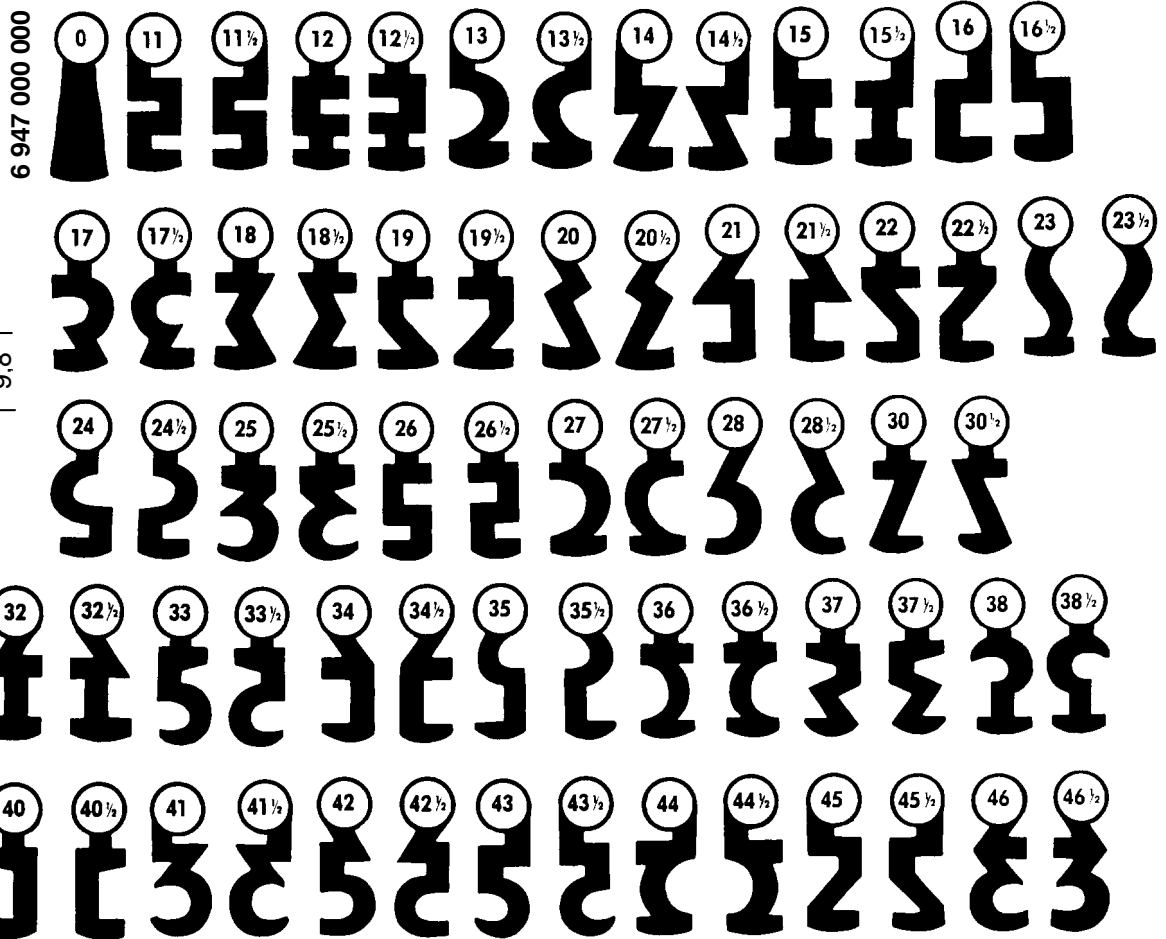
Zimmertür-Einsteckschloss-Schlüssel

System BKS

Art. 947



6 947 011 000 - 6 947 046 500 (Beispiel 11 1/2 = 6 947 011 500)




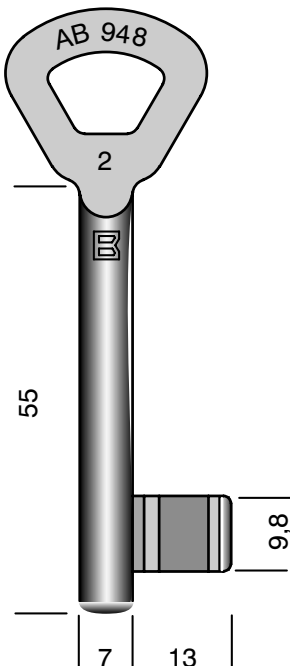
Keys for interior mortise locks

Zimmertür-Einsteckschloss-Schlüssel

System Schulte-Schlagbaum (WS)

Art. 948

6 948 001 000 - 6 948 020 000



Keys for interior mortise locks

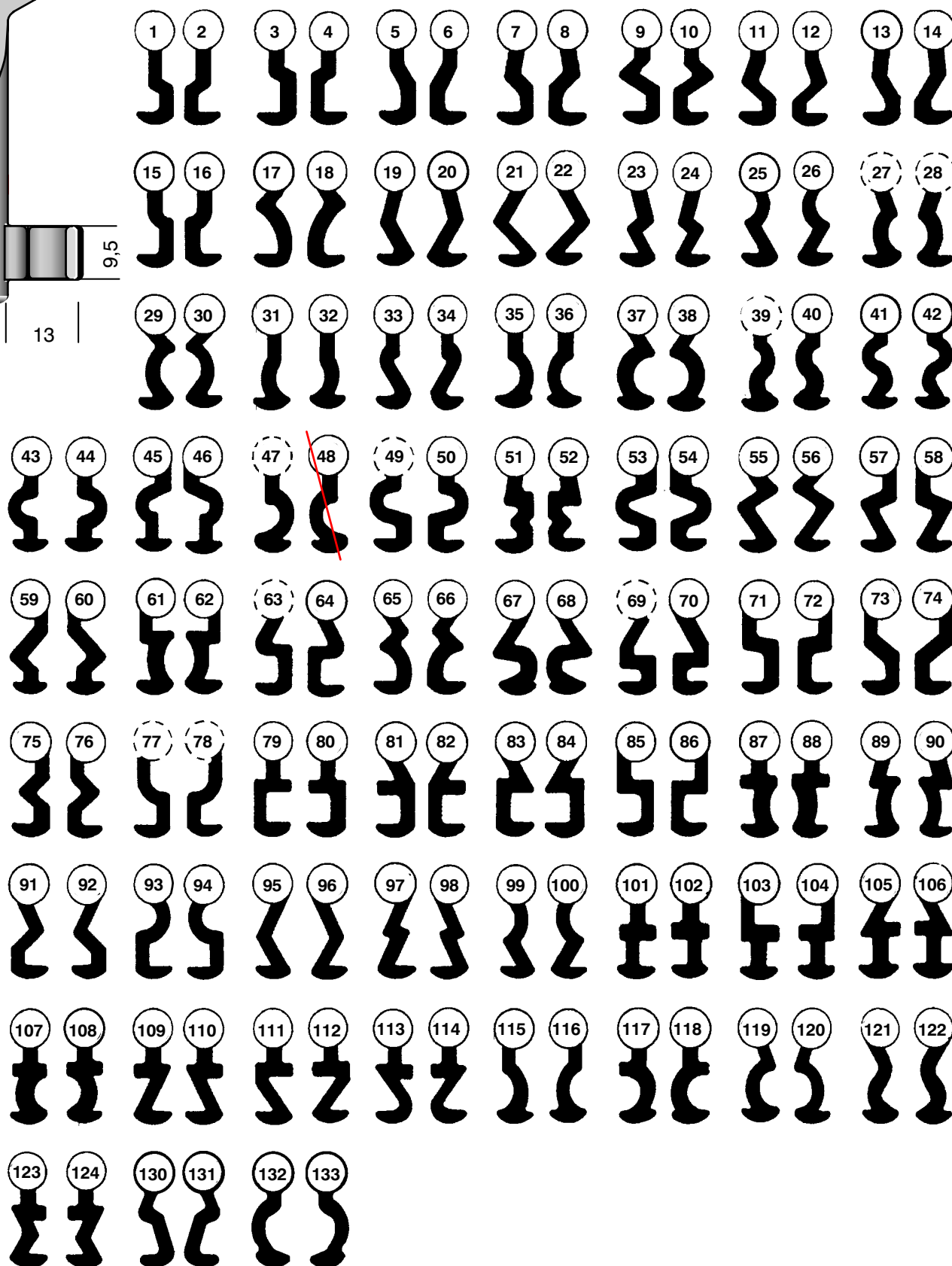
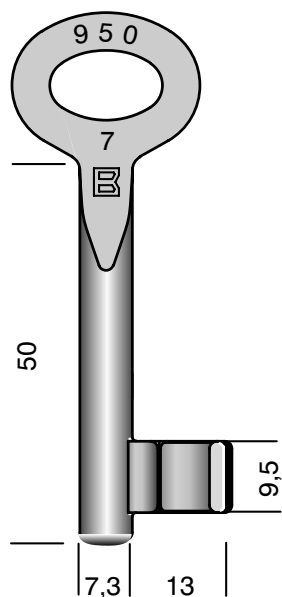
Zimmertür-Einsteckschloss-Schlüssel

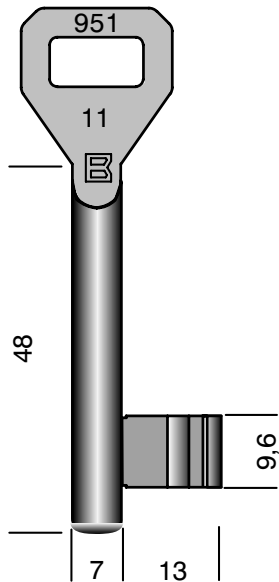
System Weissensee/ Pegau

Art. 950

6 950 001 K00 -

6 950 133 K00





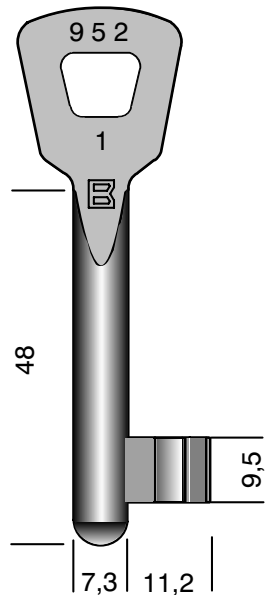

Keys for interior mortise locks

Zimmertür-Einsteckschloss-Schlüssel

System Pegau

Art. 951

6 951 007 000 - 6 951 038 000



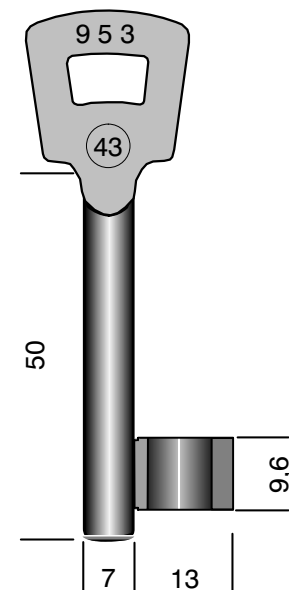

Keys for interior mortise locks

Zimmertür-Einsteckschloss-Schlüssel

System Novoferm

Art. 952

6 952 001 000 - 6 952 008 000




Schlüssel für Buntbart-Einsatz

System SSF

Art. 953

6 953 040 000 - 6 953 049 000

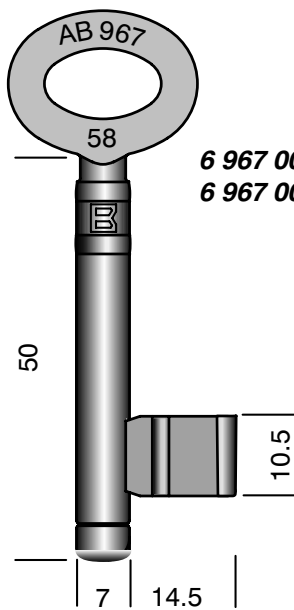


Keys for entry mortise locks


Haustür-Einsteckschloss-Schlüssel

Art. 967

6 967 001 000 - 6 967 288 000



6 967 000 300
6 967 000 200



Übergabeschlüssel

Metall, handgegossen,
24 Karat vergoldet, in samtausgelegter
Präsentschachtel
Maße: 190 x 90 mm
Gewicht: 470 g
7 392 000 003



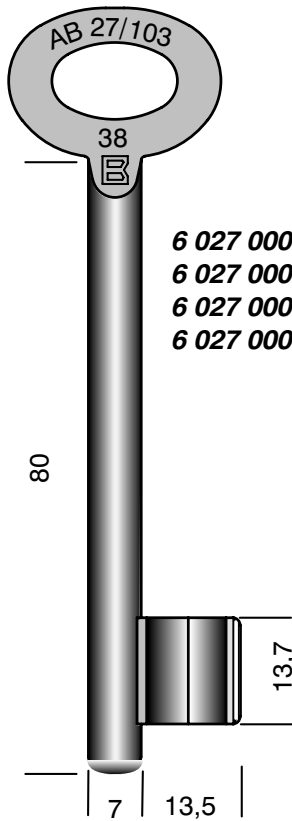
Keys for door and chest locks

Rheinische Zimmertür-Kastenschloss-Schlüssel


Art. 27/103

6 027 001 000 - 6 027 292 000

(Beispiel 249 a = 6 027 249 A00)



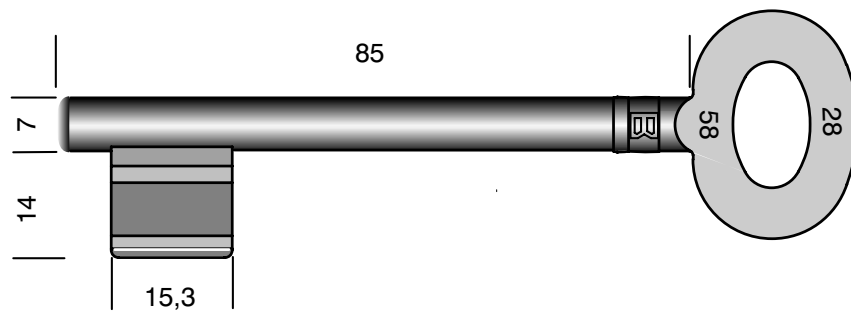
6 027 000 400
6 027 000 300
6 027 000 200
6 027 000 000



Keys for entry and interior locks


Haus- und Zimmertür-Knebeldrücker-Schloss-Schlüssel

Art. 28/104



6 028 000 400
6 028 000 300
6 028 000 200
6 028 000 000

6 028 001 000 - 6 028 298 000

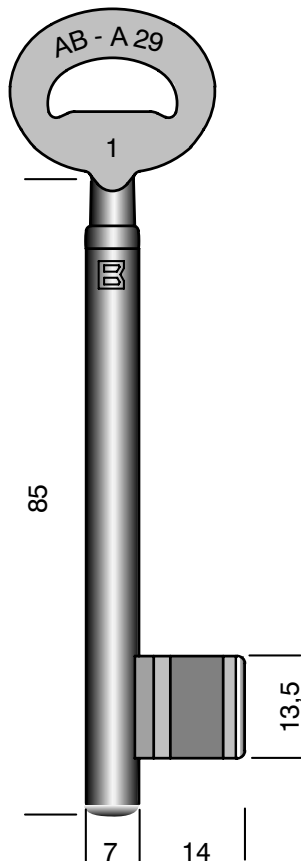


Keys for door and chest locks

Zimmertür-Kasten- und Knebeldrücker-Schloss-Schlüssel

System Bever & Klophaus

Art. A 29



6 029 000 000


6 029 000 200

6 029 000 300

6 029 000 400

6 029 001 000 - 6 029 031 500

(Beispiel 11 1/2 = 6 029 011 500)


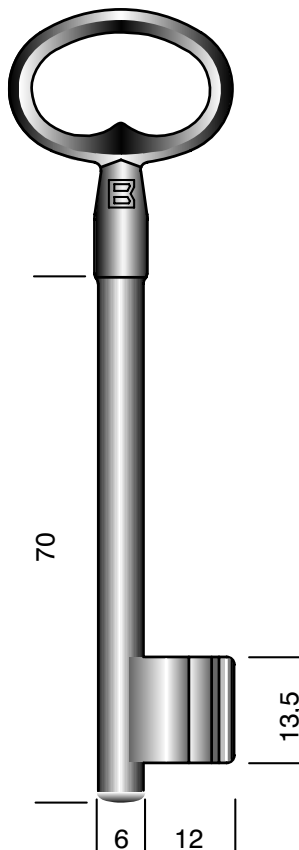


Keys for entry and chest locks

Haustür-Kastenschloss-Schlüssel

Art. 30 6 030 030 000 - 6 030 315 000

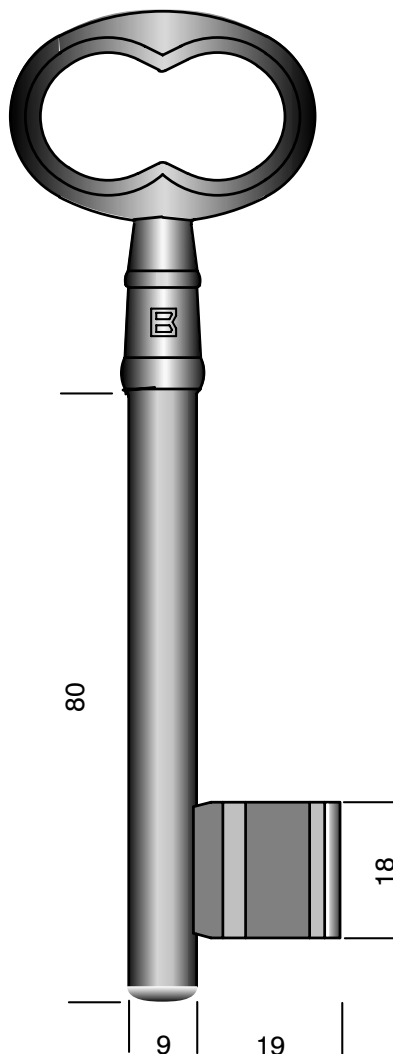
System Nemef



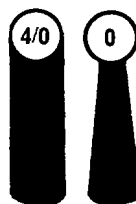
Fellbacher schwere Kastenschloss-Schlüssel

Art. 37 Large keys for chests


System AMF (Maier-Fellbach)



6 037 000 400
6 037 000 000

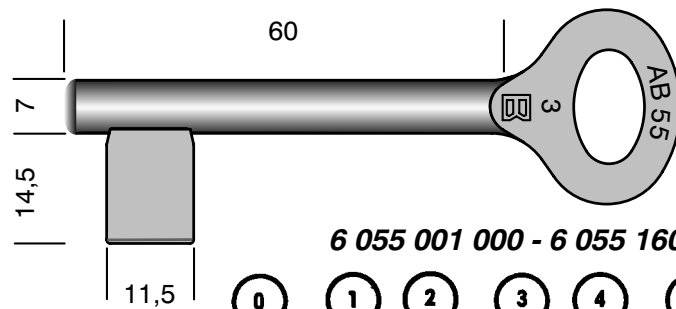


6 037 001 000 - 6 037 016 000




Keys for Chubb mortise locks

Chubb-Einsteckschloss-Schlüssel Art. 55



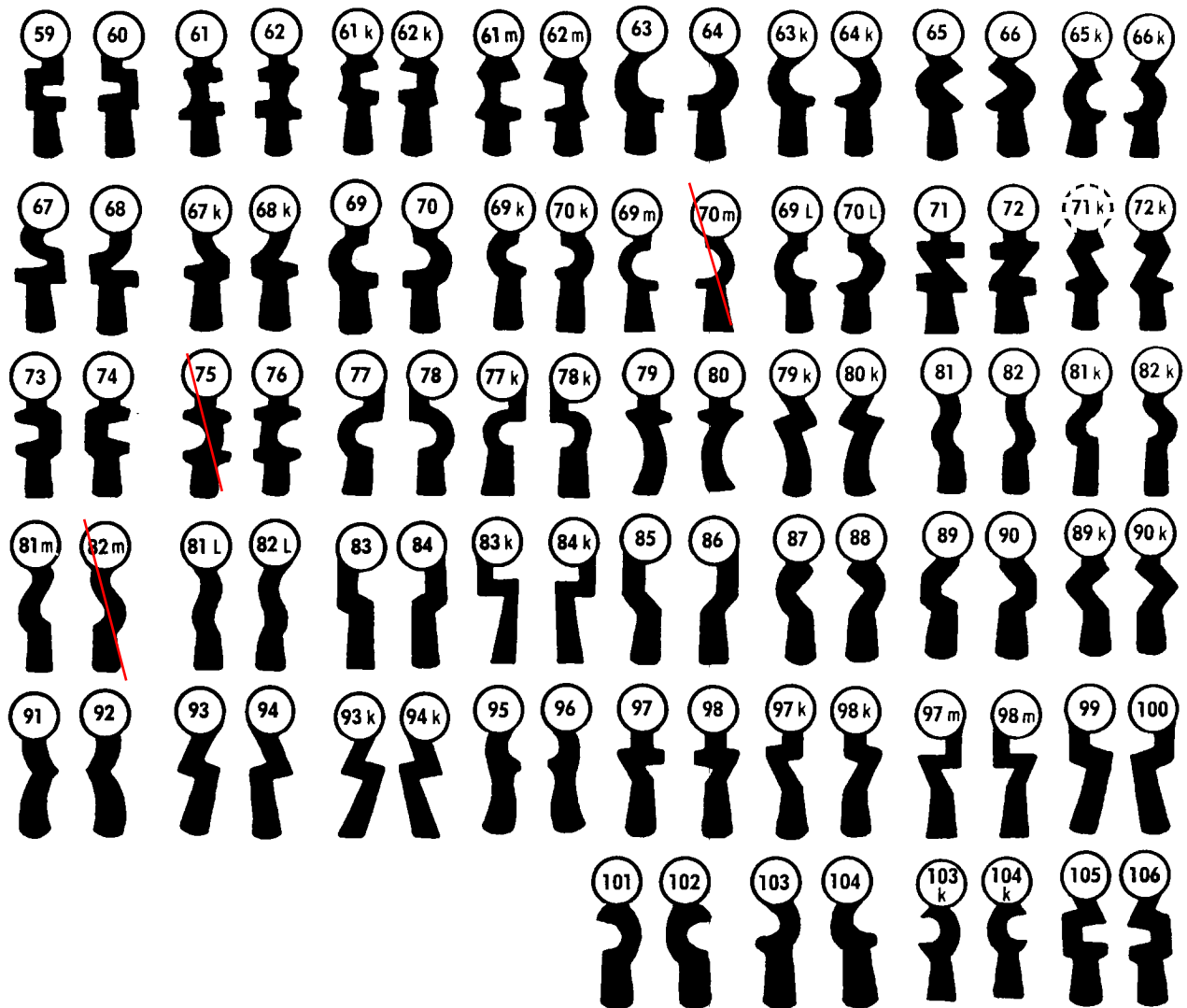
6 055 001 000 - 6 055 160 000 (Beispiel 9k = 6 055 009 K00)

6 055 000 000




Keys for Chubb mortise locks


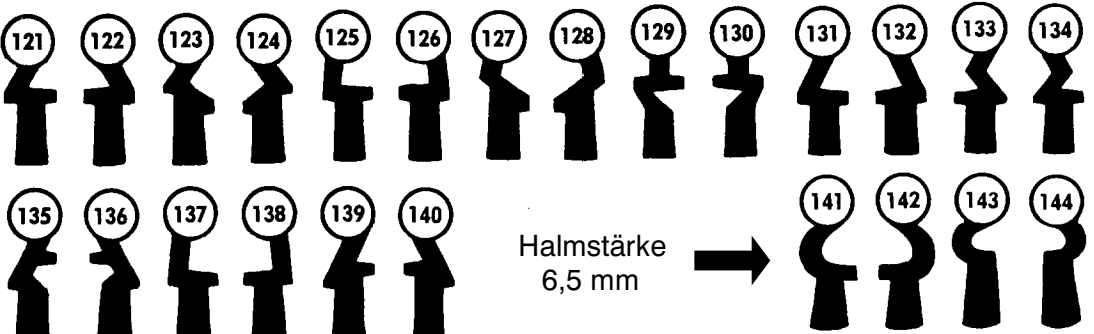
Chubb-Einsteckschloss-Schlüssel Art. 55



System
Küpper &
Kauls (K&K)
Bart 14x11




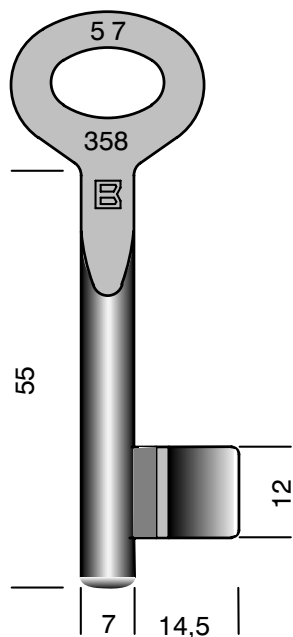
System
Schulte-
Schlagbaum
(WS)
Bart 14,5x12



Keys for Chubb mortise locks Chubb-Einsteckschloss-Schlüssel

System Tiefenthal

Art. 57 6 057 135 000 - 6 057 560 000

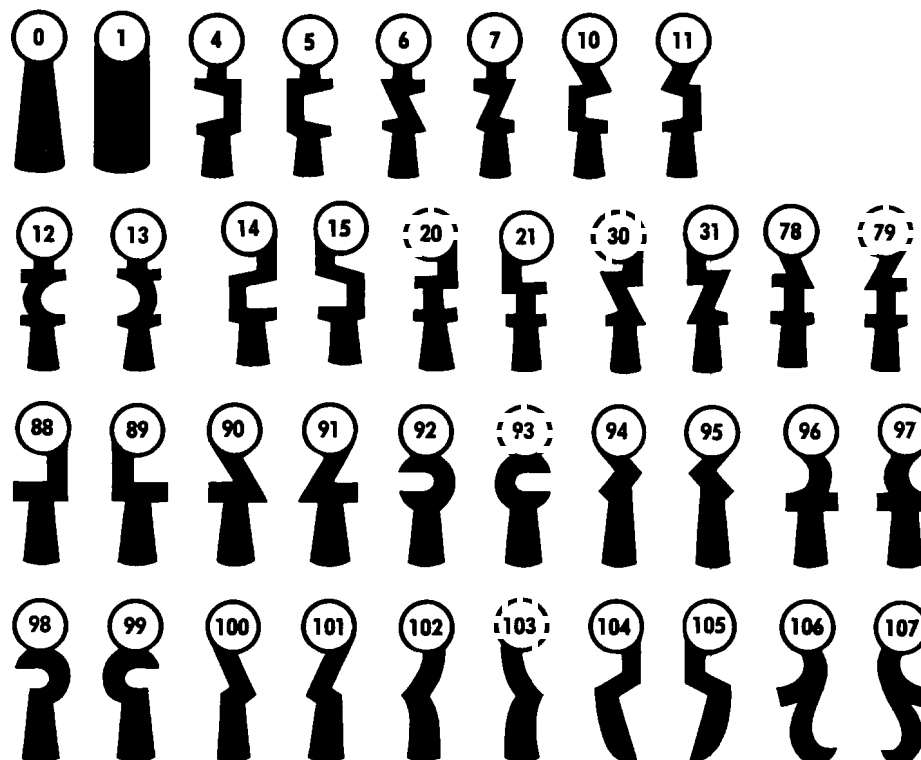
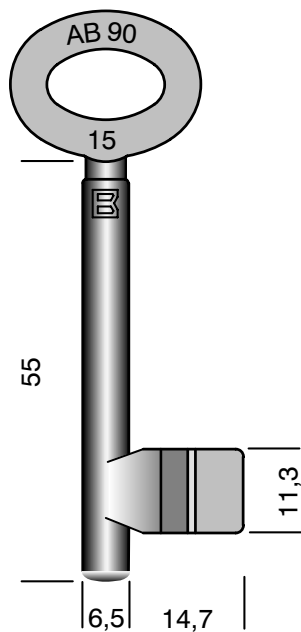


Keys for Chubb mortise locks Chubb-Einsteckschloss-Schlüssel

System Sieper

Art. 90

6 090 000 000
6 090 001 000 6 090 004 000 - 6 090 107 000

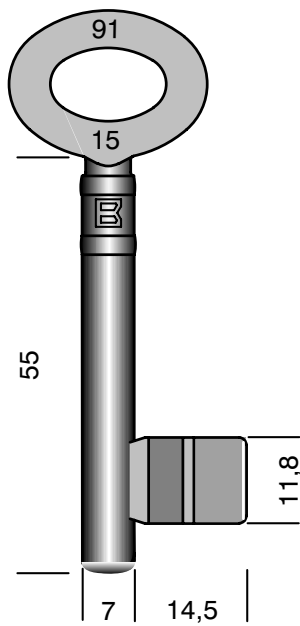


Keys for Chubb mortise locks

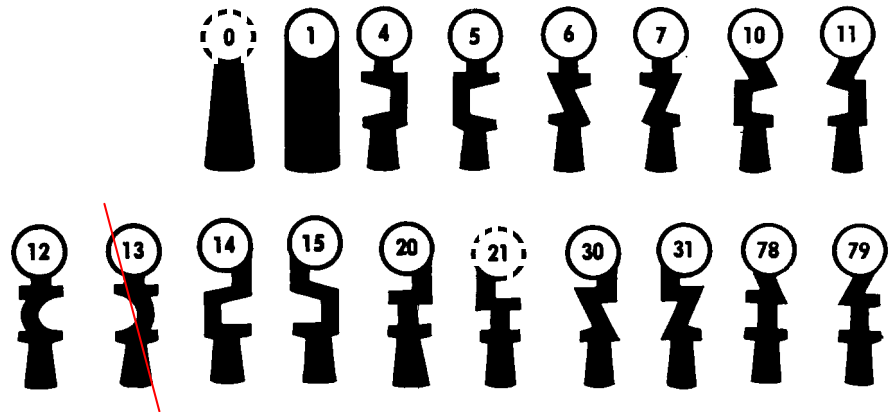
Chubb-Einsteckschloss-Schlüssel

System Sieper

Art. 91



6 091 001 000 - 6 091 079 000



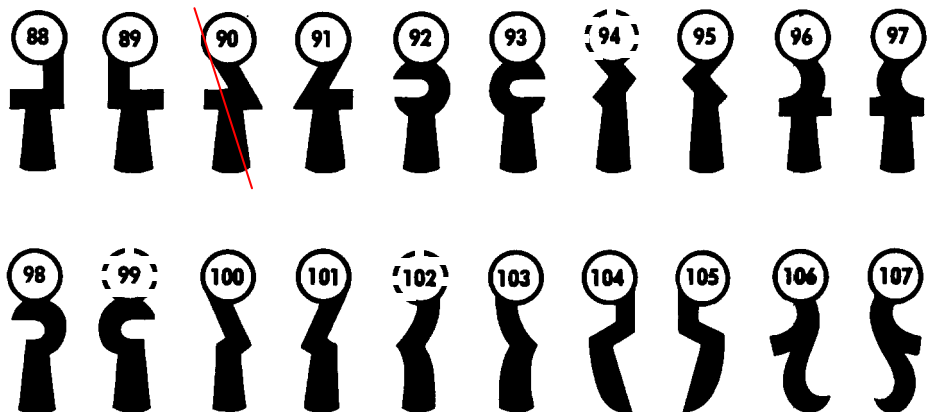
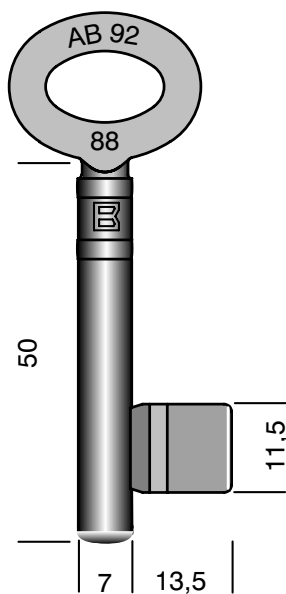
Keys for Chubb mortise locks

Chubb-Einsteckschloss-Schlüssel

System Sieper

Art. 92

6 092 088 000 - 6 092 107 000

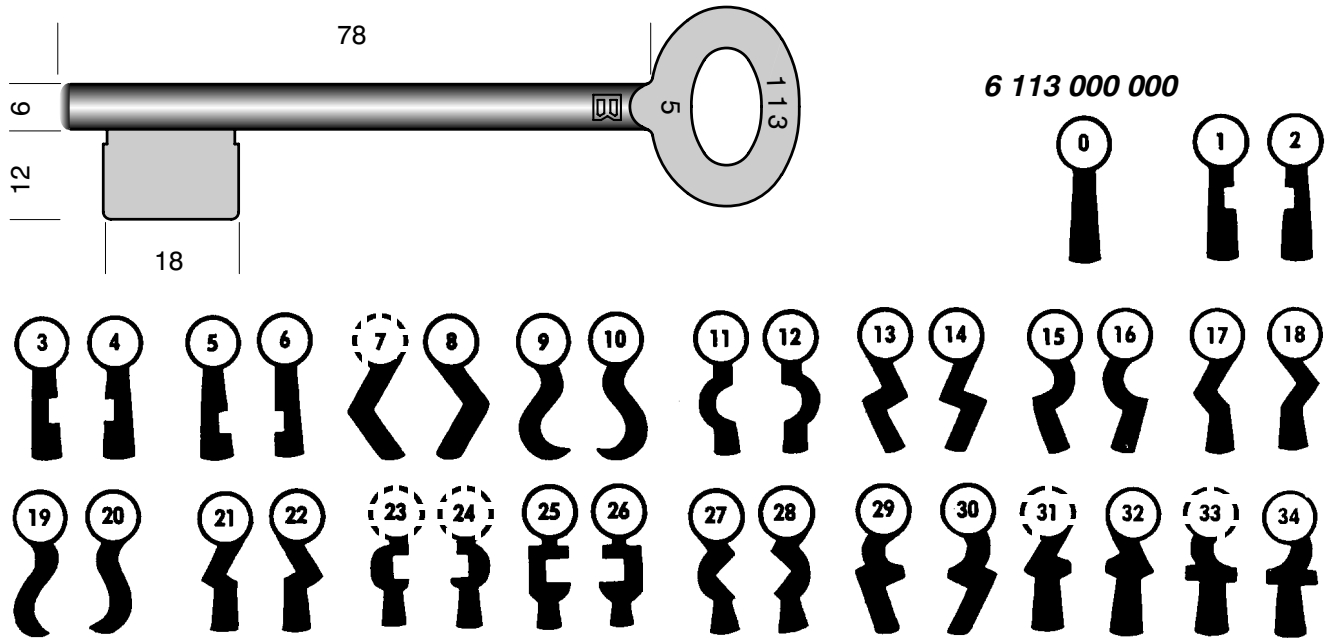


Keys for French-Chubb entry and chest locks

Franz. Chubb-Haustür-Kastenschloss-Schlüssel

System Karrenberg (Wilka)

Art. 113 6 113 001 000 - 6 113 034 000

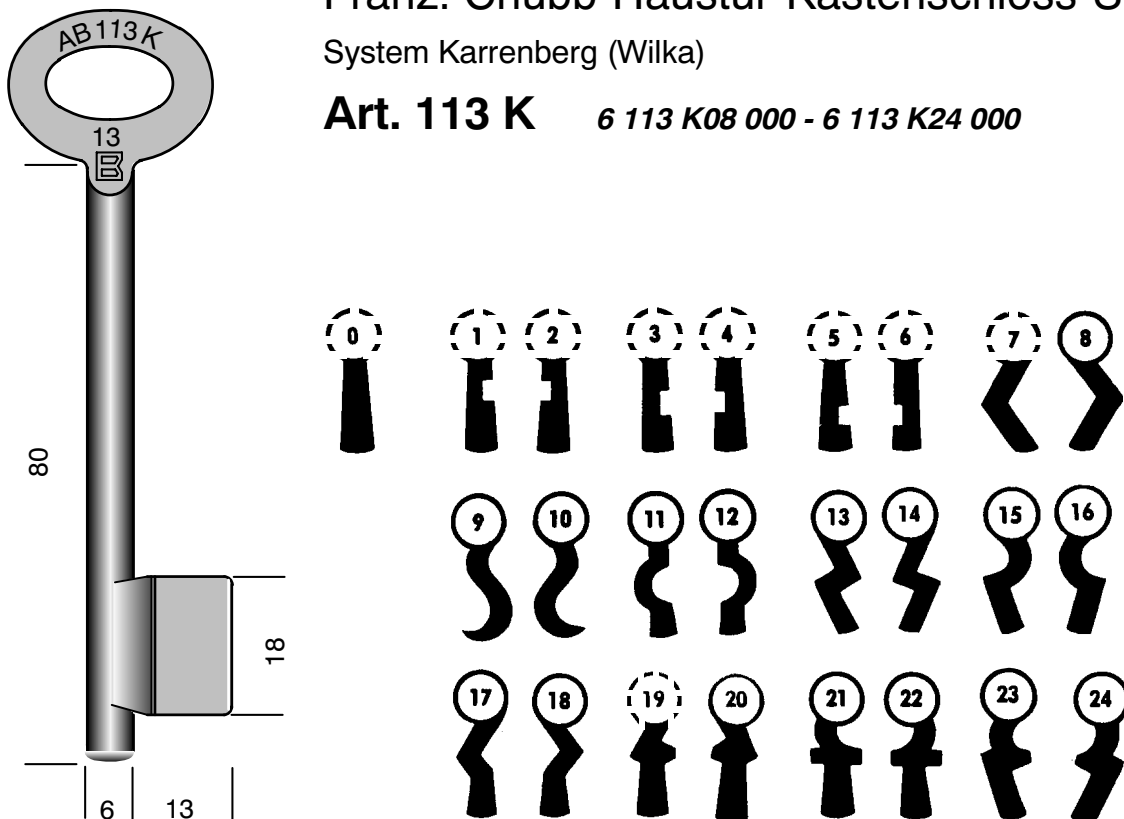


Keys for French-Chubb entry and chest locks

Franz. Chubb-Haustür-Kastenschloss-Schlüssel

System Karrenberg (Wilka)

Art. 113 K 6 113 K08 000 - 6 113 K24 000


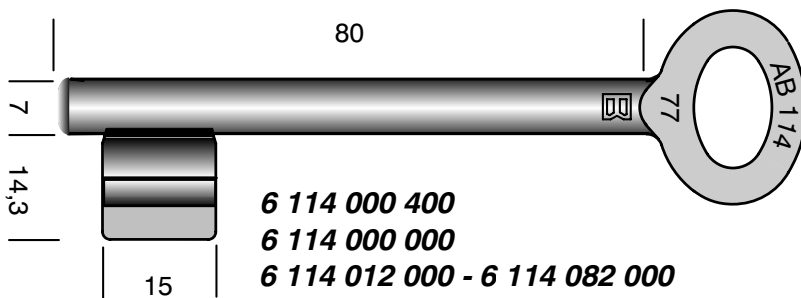


Keys for German-Chubb chest locks

Rhein. Chubb-Kastenschloss-Schlüssel

System Tiefenthal


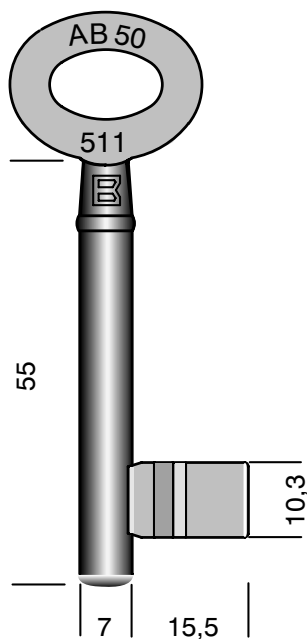
Art. 114



Chubb-Zimmertür-Einsteckschloss- Schlüssel

System Kirchmann **Keys for Chubb interior mortise locks**

Art. 511/50 6 050 477 000 - 6 050 566 000



Keys for Chubb mortise locks

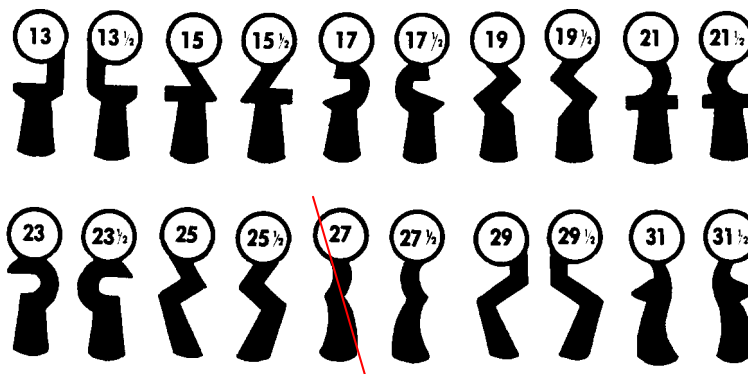
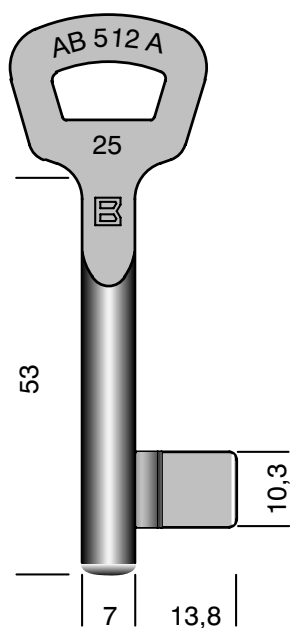
Chubb-Einsteckschloss-Schlüssel

System BKS

Art. 512A

6 512 A13 000 - 6 512 A31 500

(Beispiel 13½ = 6 512 A13 500)



Keys for Chubb mortise locks


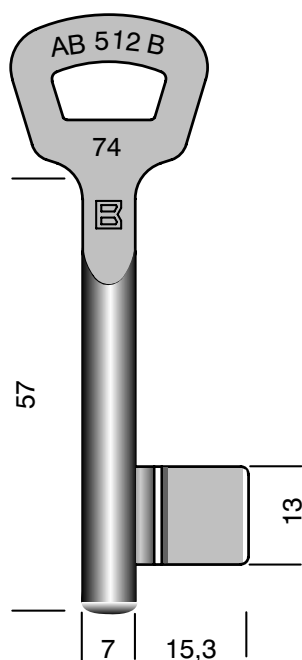
Chubb-Einsteckschloss-Schlüssel

System BKS

Art. 512B

6 512 B72 000 - 6 512 B80 500

(Beispiel 512B/72 ½ = 6 512 B72 500)



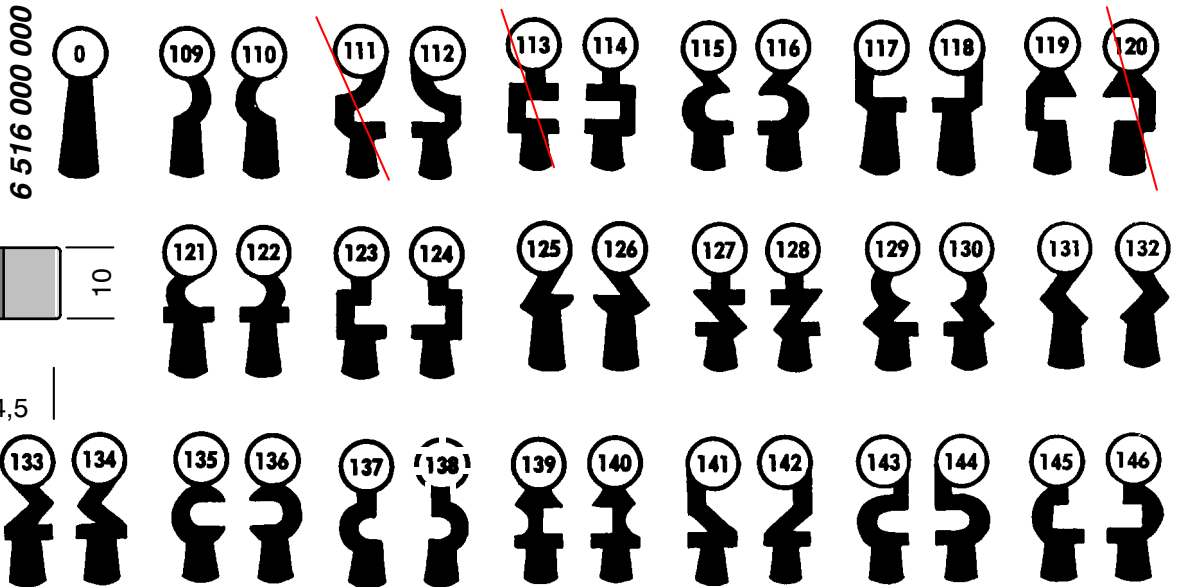
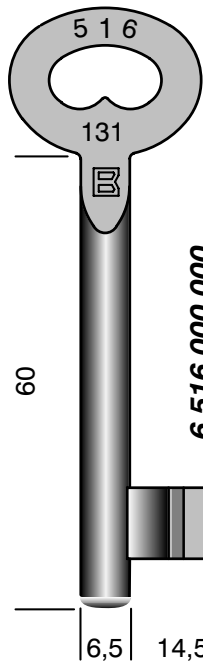
Keys for Chubb mortise locks

Chubb-Einsteckschloss-Schlüssel

System Dörrenhaus

Art. 516

6 516 109 000 - 6 516 146 000



Keys for Chubb mortise locks


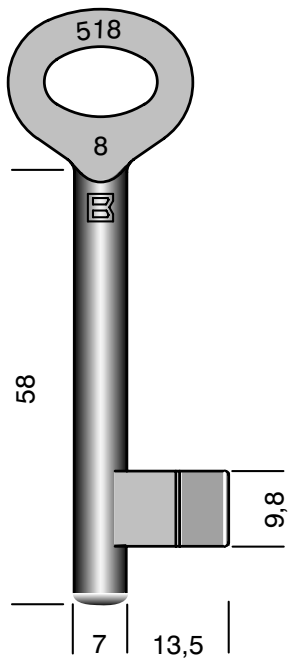
Chubb-Einsteckschloss-Schlüssel

System Bever & Klophaus

Passend zu Schloss Nr.: 242 CH(W)/55, 1242 CH (W)/55,
272 CH (W)/55, 292 CHW/65, 1292 CHW/65

Art. 518

6 518 007 000 - 6 518 018 000




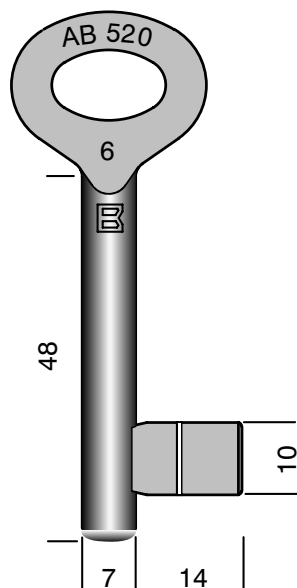
Keys for Chubb mortise locks

Chubb-Einsteckschloss-Schlüssel

System Fliether

Art. 520

6 520 001 000 - 6 520 042 000



Übergabeschlüssel

Metall, handgegossen,
24 Karat vergoldet, in samtausgelegter
Präsentschachtel
Maße: 295 x 85 mm
Gewicht: 706 g

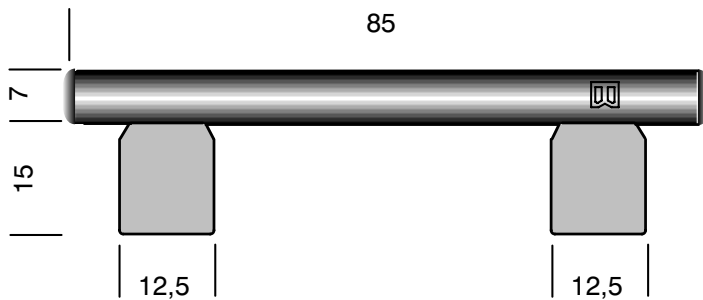
7 392 000 007



Double-ended keys

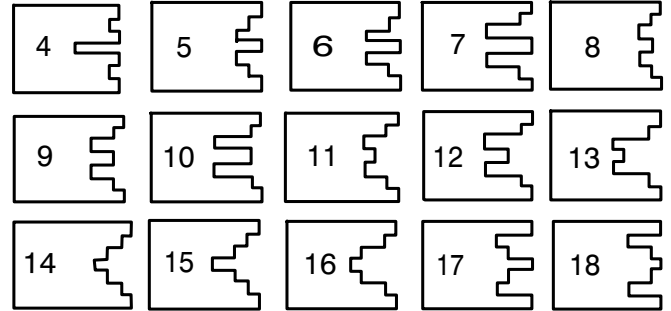
Berliner-Durchsteck-Schlüssel

Art. 136 A 6 136 A00 000

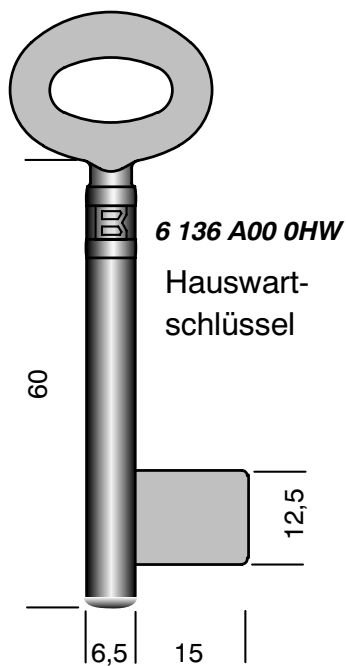


auch schließfertig in den
Zuhaltungen 1-18 lieferbar

**6 136 A00 001 -
6 136 A00 018**



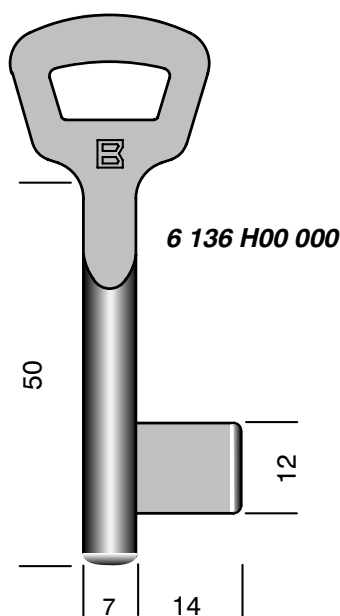
Art. 136 AHW



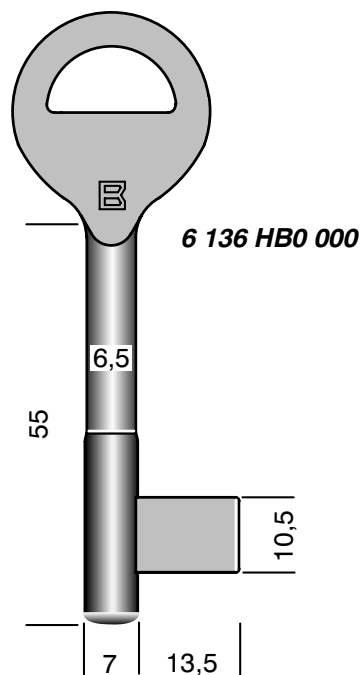
Chubb-Einsteckschloss-Schlüssel

**Keys for Chubb mortise
locks**

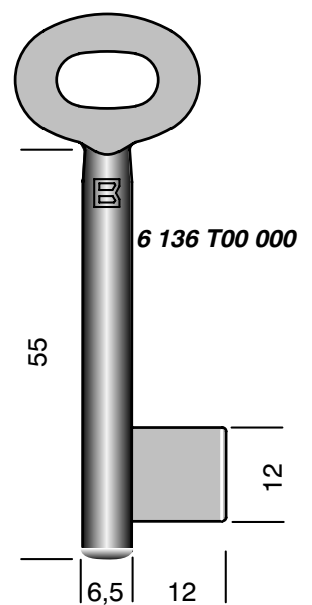
Art. 136 H



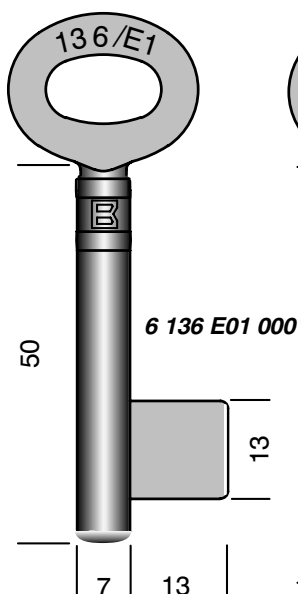
Art. 136 HB



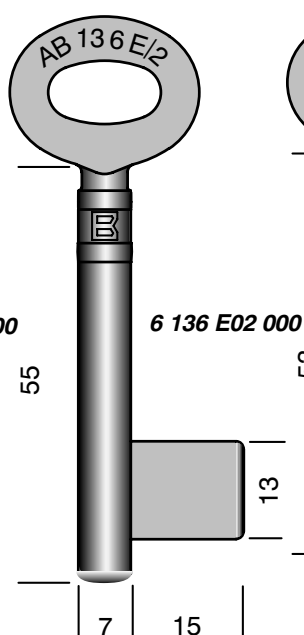
Art. 136 T



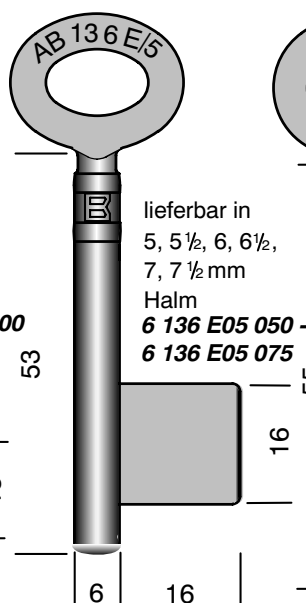
Art. 136 E/1



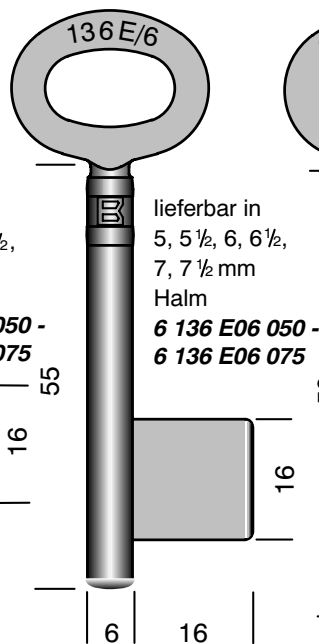
Art. 136 E/2



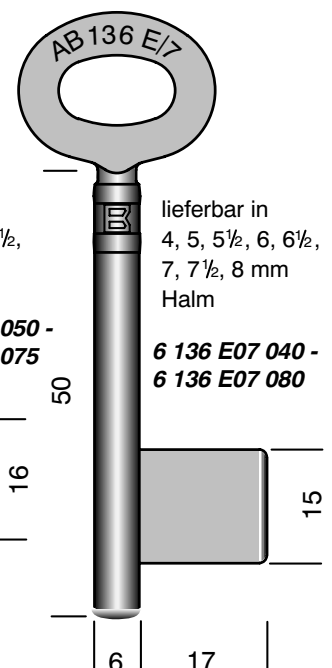
Art. 136 E/5



Art. 136 E/6

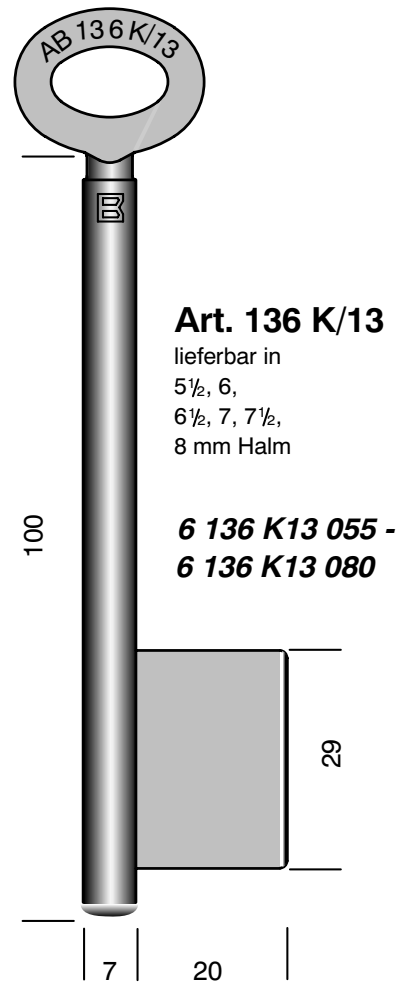
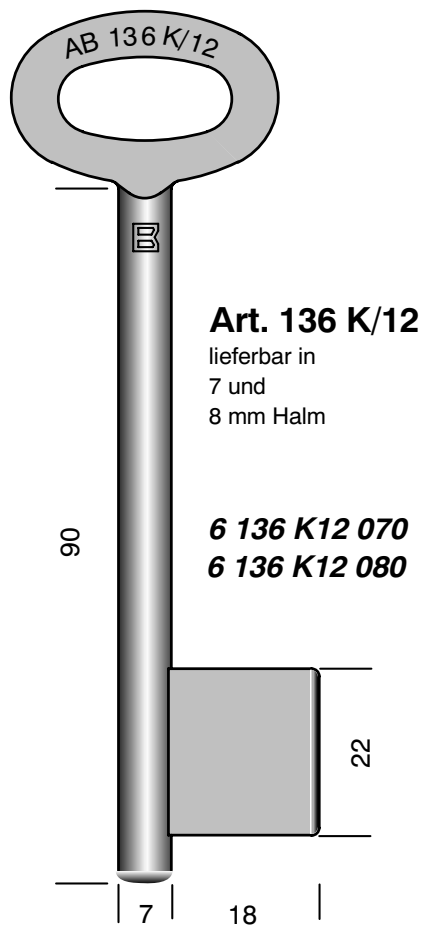
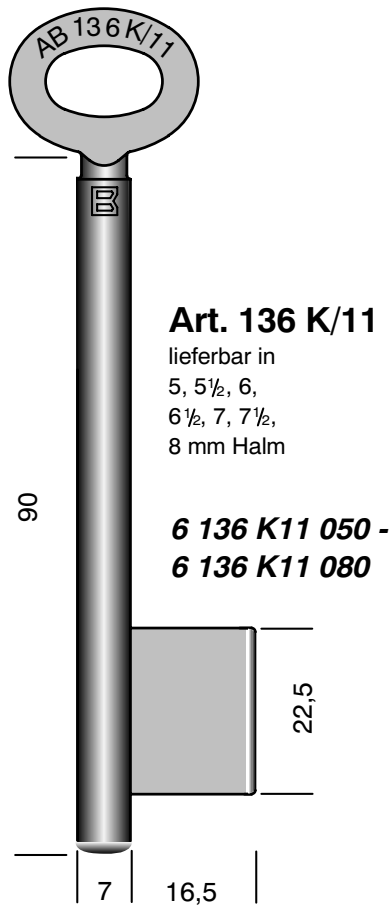
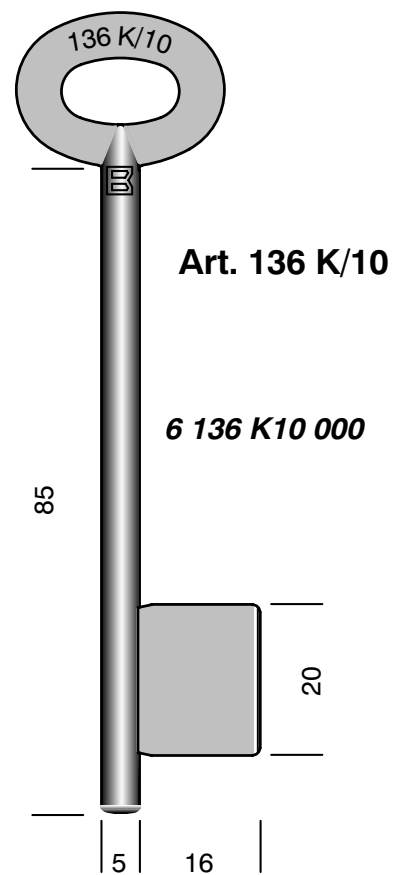
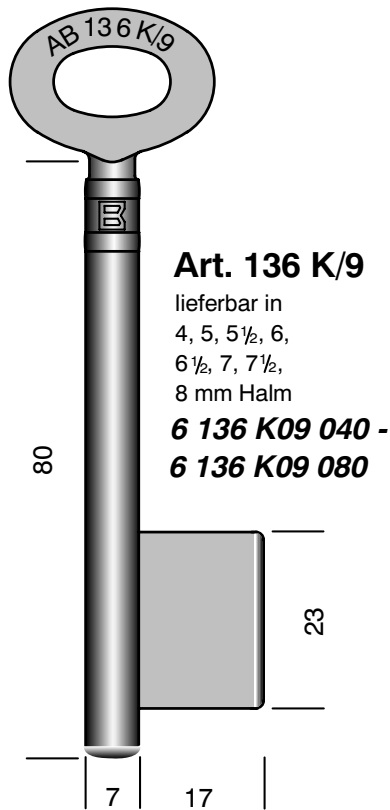
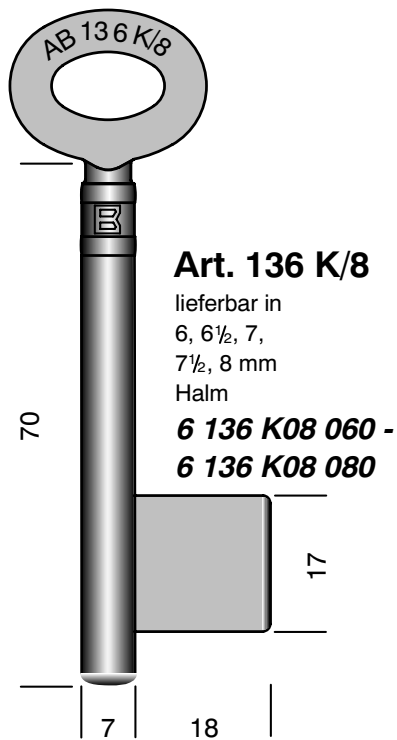


Art. 136 E/7



Keys for Chubb chest locks

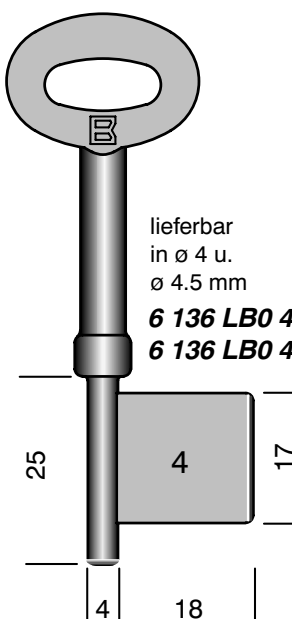
Chubb-Kastenschloss-Schlüssel



Keys with collars

Ansatz-Schlüssel Guss

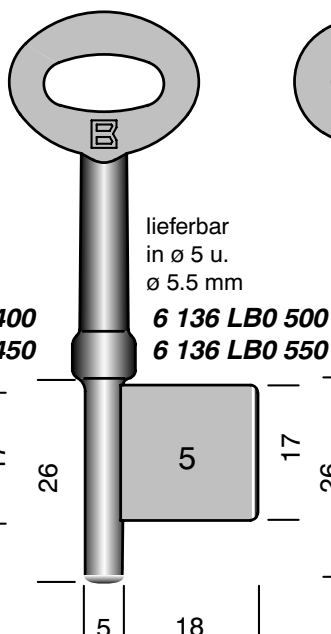
Art. 136 L/B



lieferbar
in ø 4 u.
ø 4.5 mm

6 136 LB0 400
6 136 LB0 450

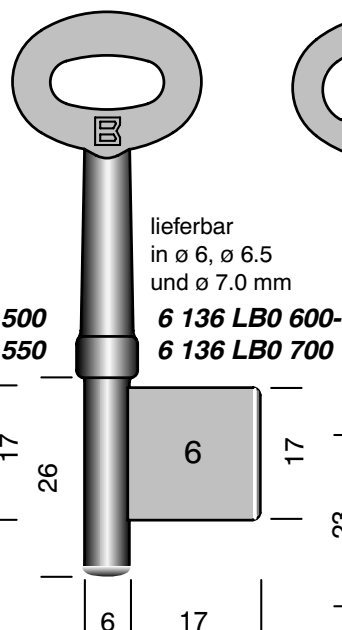
Art. 136 L/B



lieferbar
in ø 5 u.
ø 5.5 mm

6 136 LB0 500
6 136 LB0 550

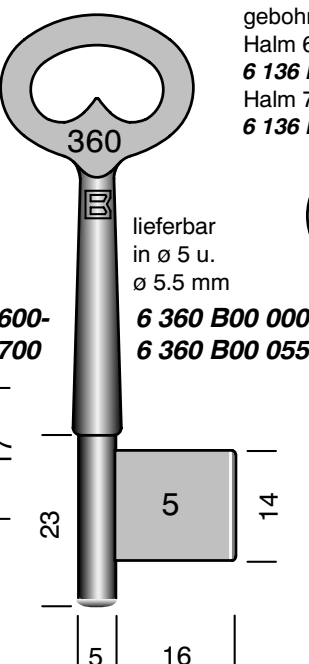
Art. 136 L/B



lieferbar
in ø 6, ø 6.5
und ø 7.0 mm

6 136 LB0 600-
6 136 LB0 700

Art. 360 B



lieferbar
in ø 5 u.
ø 5.5 mm

6 360 B00 000
6 360 B00 055

Art. 136 L/O

durchgehend

Halm 6 mm **6 136 L00 060**

Halm 6,5 mm **6 136 L00 D65**

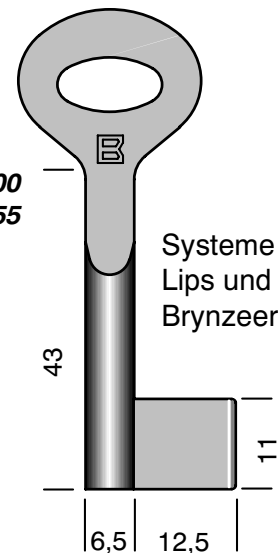
gebohrt

Halm 6,5 mm - Bohrung 4,7 mm

6 136 L00 G65

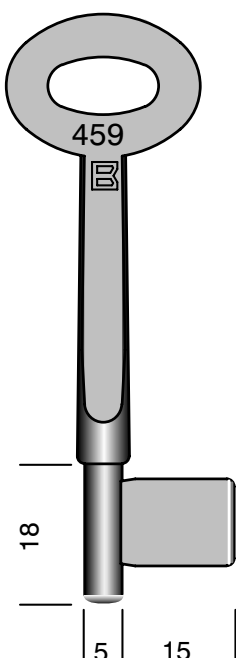
Halm 7 mm - Bohrung 4,7 mm

6 136 L00 G70

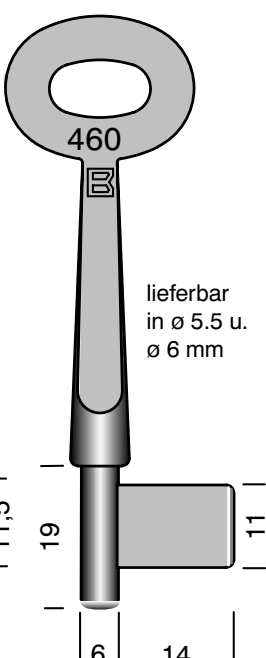


Systeme
Lips und
Brynzeer

Art. 459
6 459 000 G00




Art. 460
6 460 000 G55
6 460 000 G60

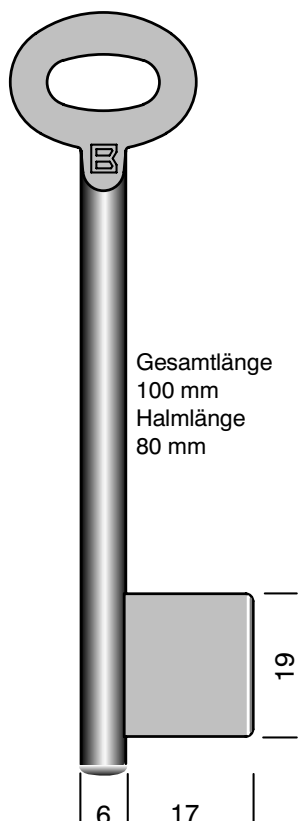


lieferbar
in ø 5.5 u.
ø 6 mm

Chubb-Kasten-
schloss-Schlüssel


System Lips

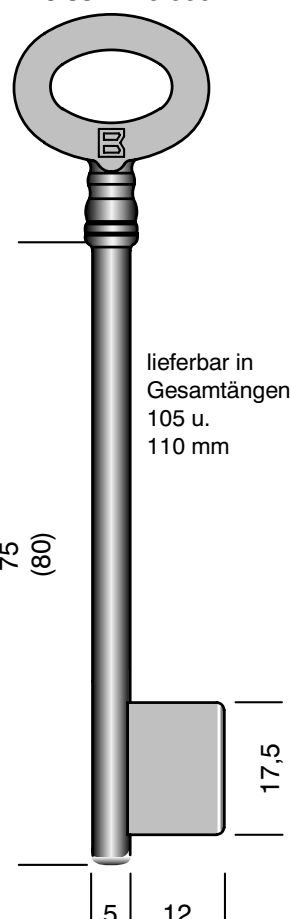
Art. 136 L 
6 136 L10 000



Gesamtlänge
100 mm
Halmlänge
80 mm


Vortür-Schlüssel
Lopers

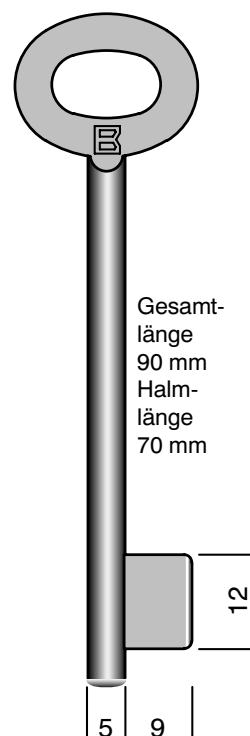
Art. 831 
6 831 105 000
6 831 110 000



lieferbar in
Gesamtlängen
105 u.
110 mm

Zusatzschloss-
Schlüssel
System WILKA
(Karrenberg)

Art. 140 
6 140 000 000

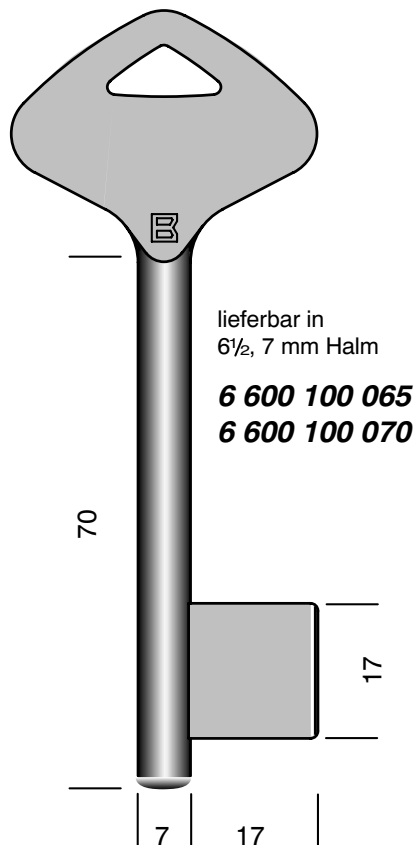


Gesamt-
länge
90 mm
Halmlänge
70 mm

Key for ships

Schiffs-Schlüssel

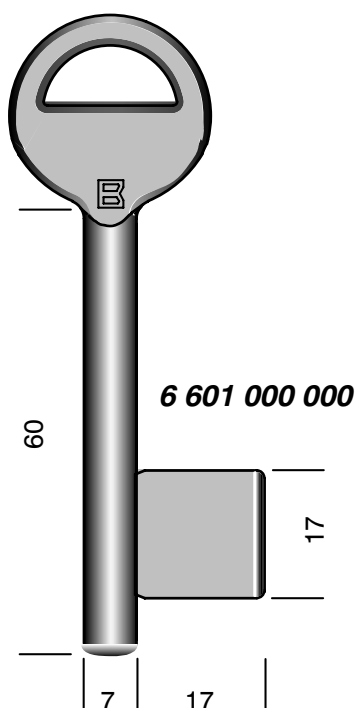
Art. 600



Keys for Chubb mortise locks

Chubb-Einsteck-Schloss-Schlüssel

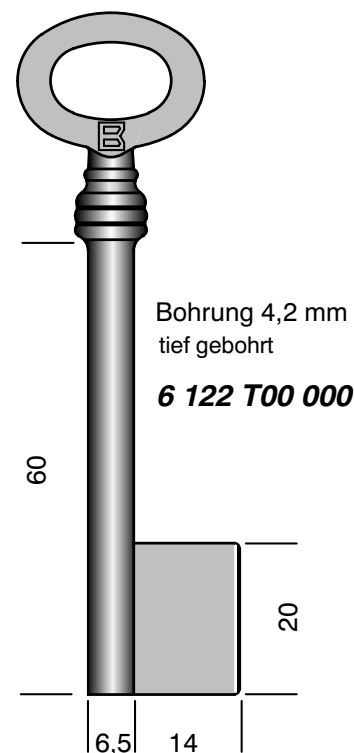
Art. 601



Keys for flush wall safes

Tapetentür-Schlüssel

Art. 122T



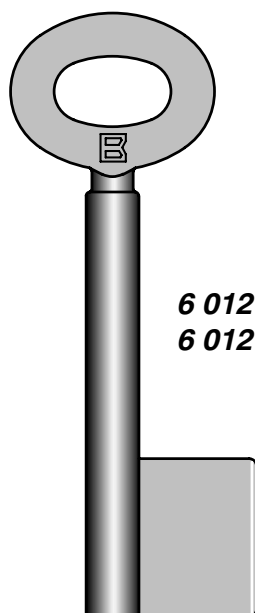
Key for money safes

Geldschrank-Schlüssel

gebohrt 4,3 mm

Art. 12

Gesamt-länge	Halm-länge	Bart-größe	Halm-ø
40	23	10x13	6,5
45	28	13x14	5,5
50	34	13x15	6,5
55	40	14x17	6,0
60	40	14x19	7,0
65	45	15x21	7,0
70	50	15x21	7,0
75	55	15x21	7,0
80	60	16x21	7,0

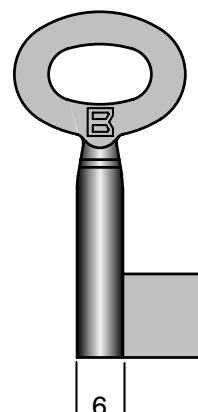


Key for cash boxes

Kassetten-Schlüssel

gebohrt 4,2 mm

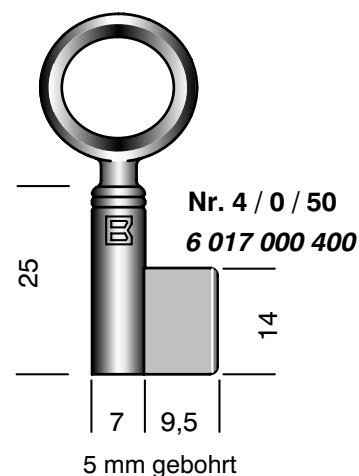
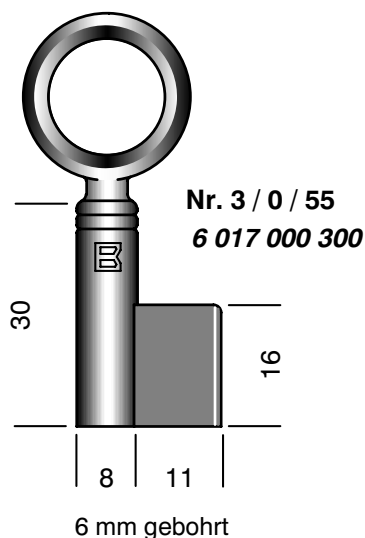
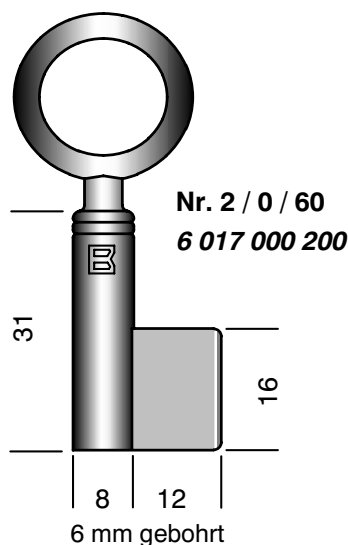
Art. 13



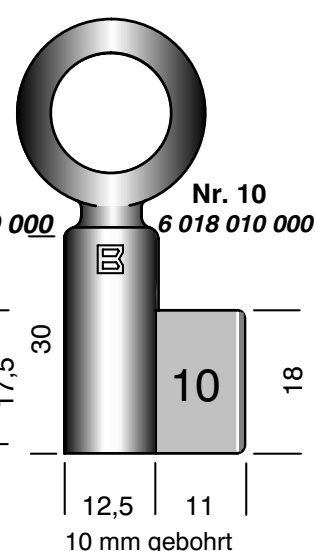
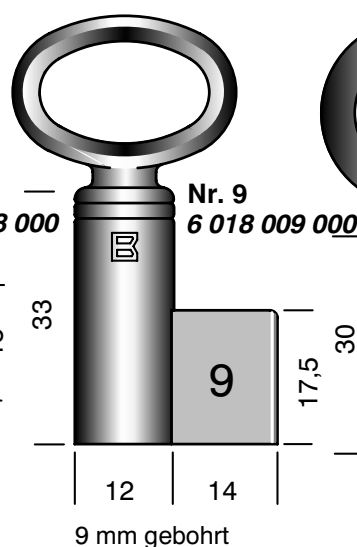
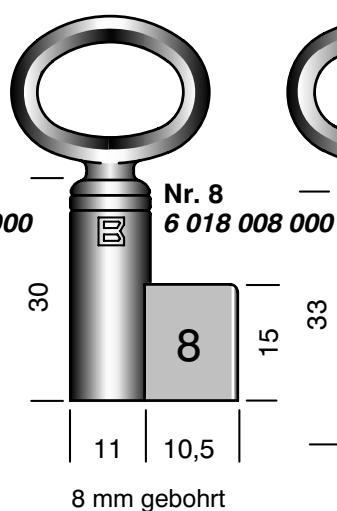
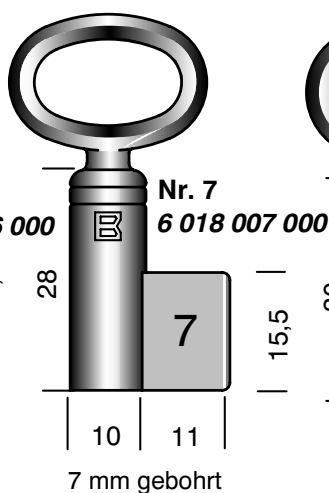
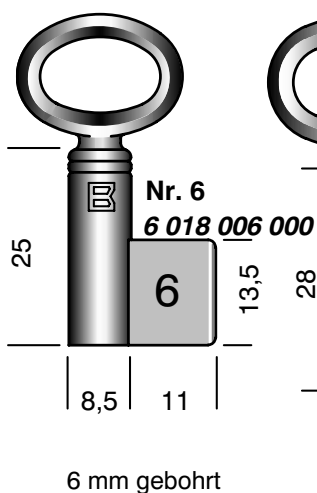
Gesamt-länge	Halm-länge	Bart-größe
40	25	10,5x11,5
45	30	10,5x11,5
50	35	11x12
55	40	11x12
60	45	11x12

Keys for Chubb padlocks

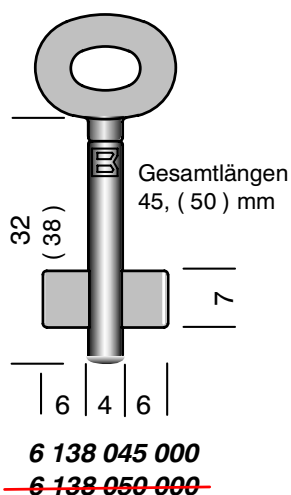
Chubb-Vorhangschloss-Schlüssel Art. 17



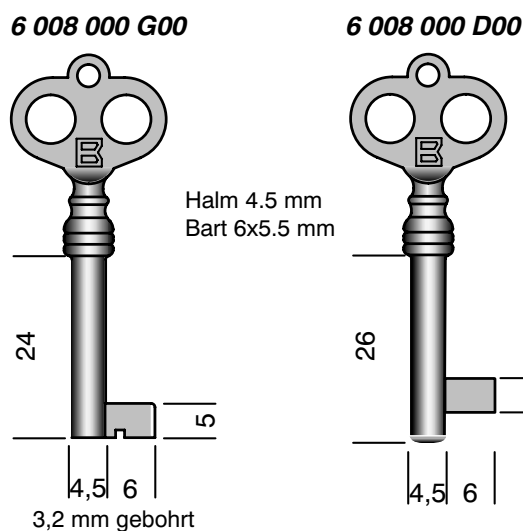
Art. 18



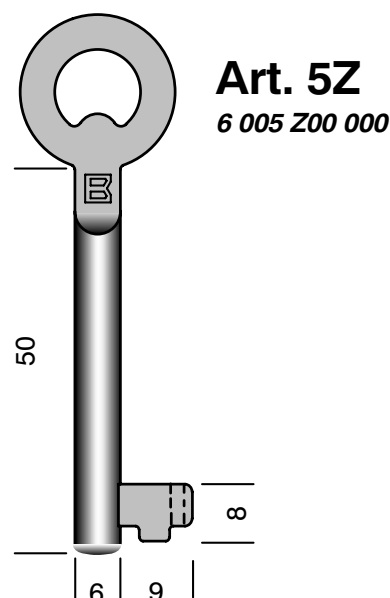
Pult-Schlüssel Key for roll-top desks Art. 138



Piano-Schlüssel Key for pianos Art. 8



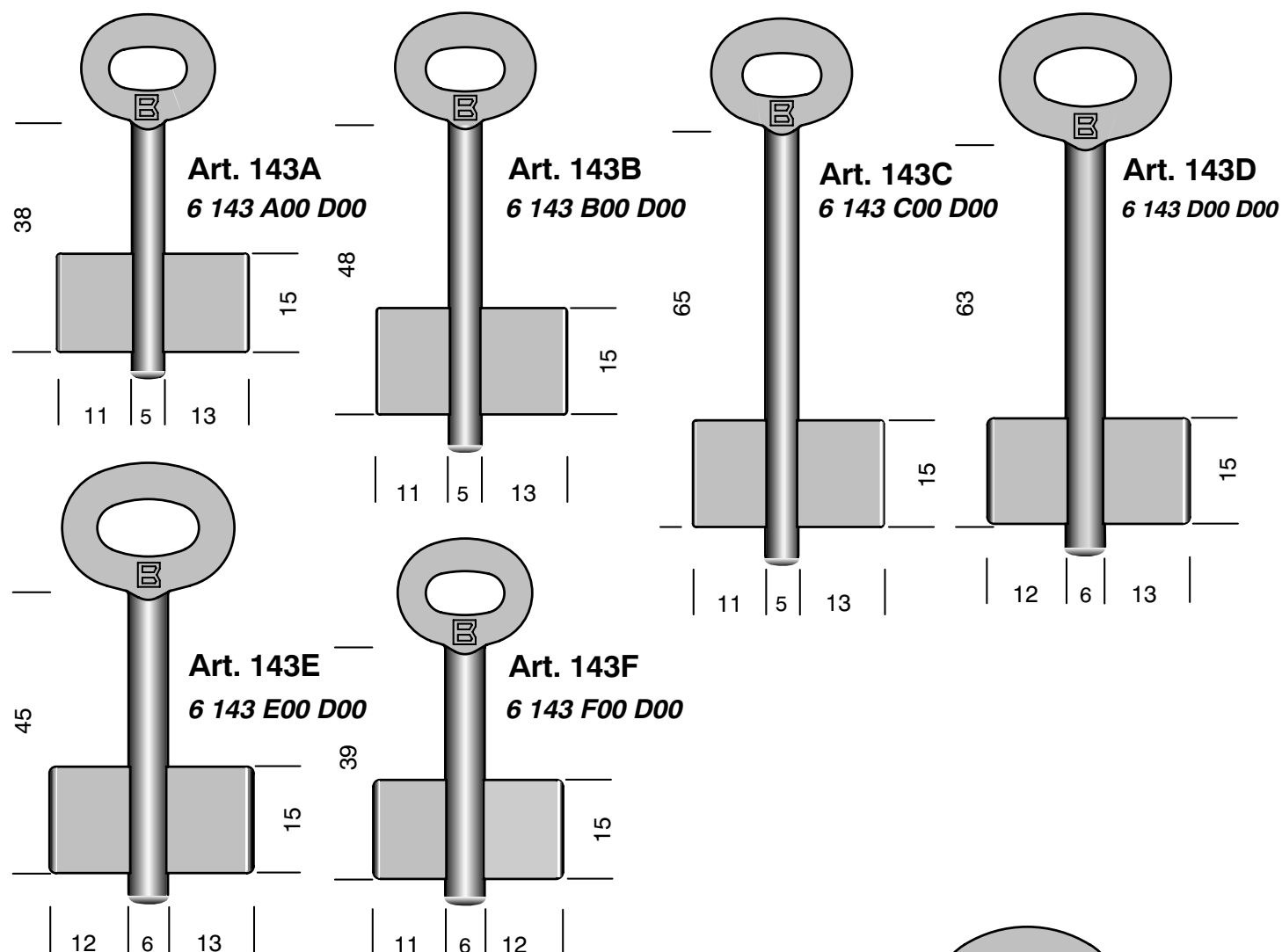
Düsseldorfer Zählerschrankschlüssel



Double-bitted keys

Doppelbart-Schlüssel

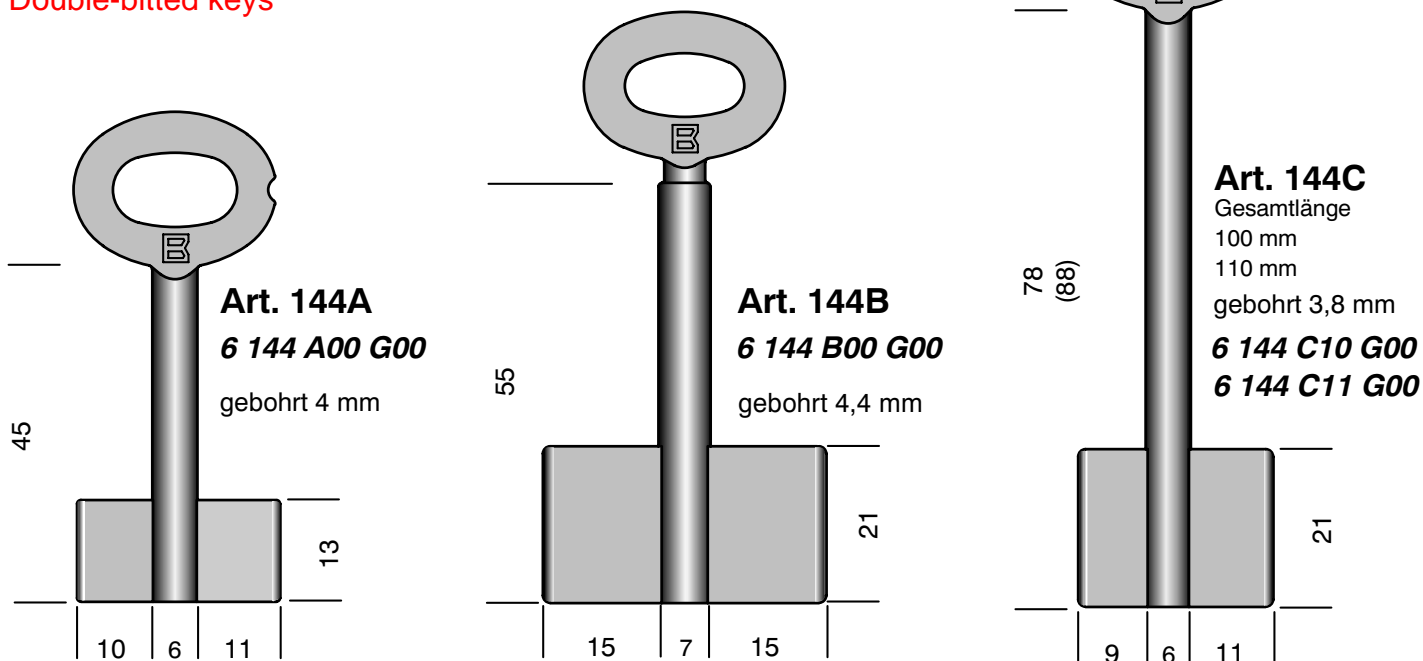
Guss durchgehend



Doppelbart-Schlüssel

Double-bitted keys

Guss gebohrt



Double-bitted keys

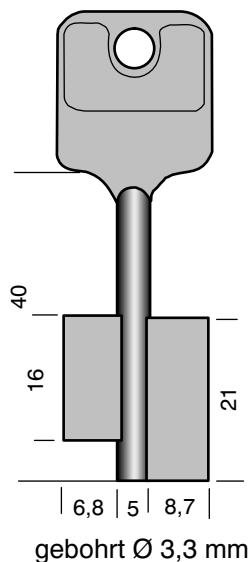
Doppelbartschlüssel

Druckguss vernickelt

System CAWI

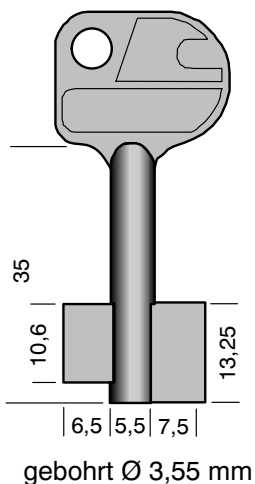
Art. 161

6 161 008 224



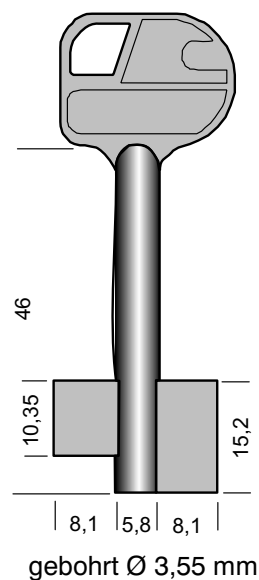
Art. 162

6 162 008 230



Art. 163

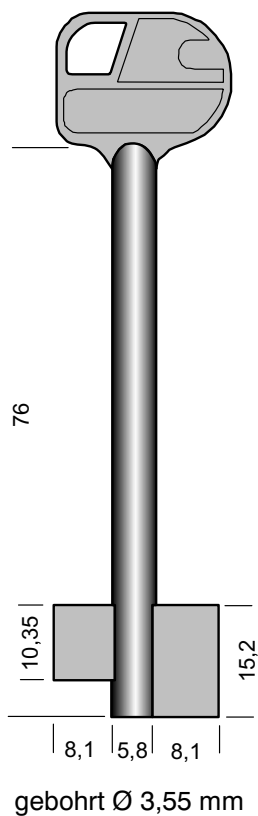
6 163 008 231



System Burg-Wächter

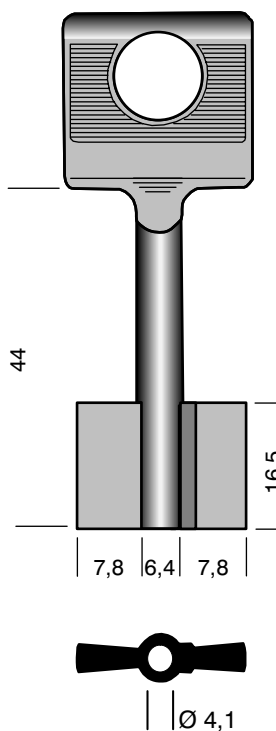
Art. 164

6 164 008 232



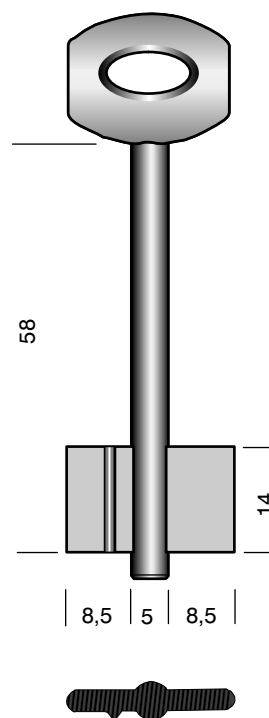
Art. 165

6 165 000 050



Art. 166

6 166 000 18B



Double-bitted keys

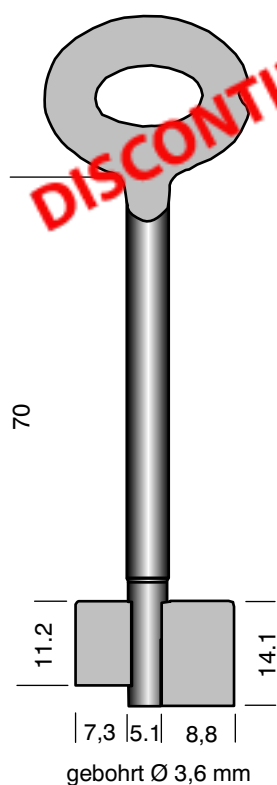
Doppelbartschlüssel

Druckguss vernickelt

System Kaba Mauer

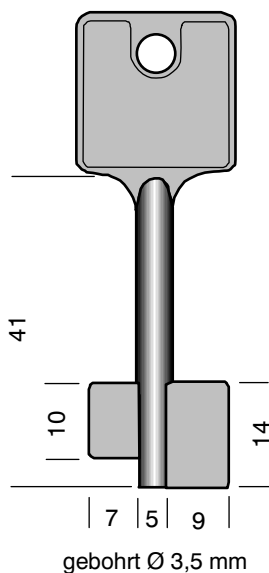
Art. 170

6 170 000 826



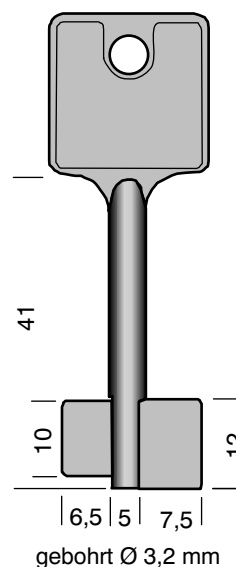
Art. 171

6 171 000 839



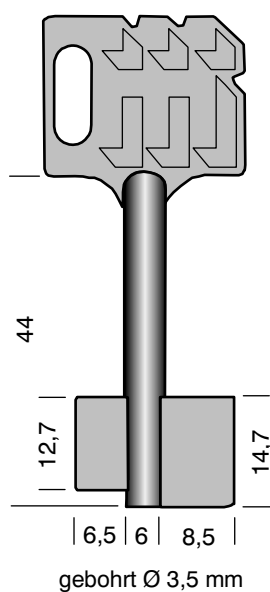
Art. 172

6 172 000 838



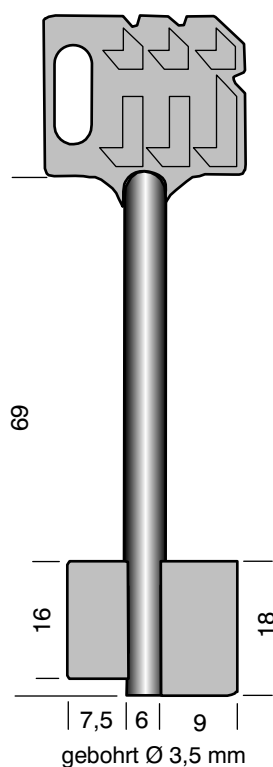
Art. 173

6 173 000 844



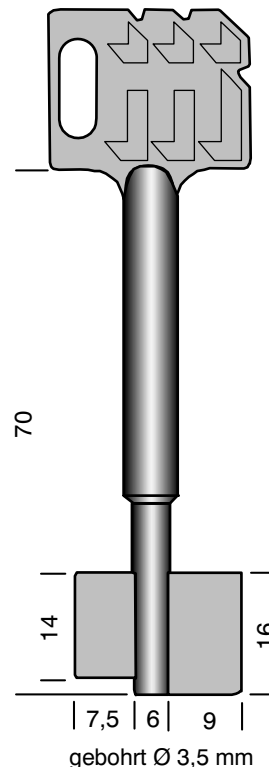
Art. 174

6 174 000 828



Art. 175

6 175 000 827



Double-bitted keys

Doppelbartschlüssel

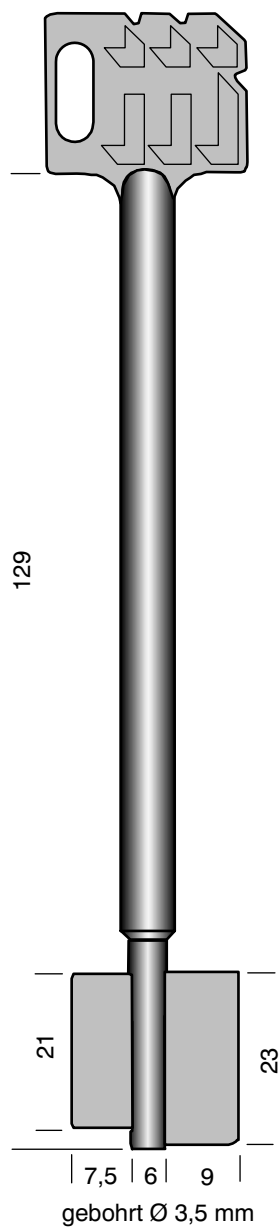
Druckguss vernickelt

System Kaba Mauer

Messing vernickelt

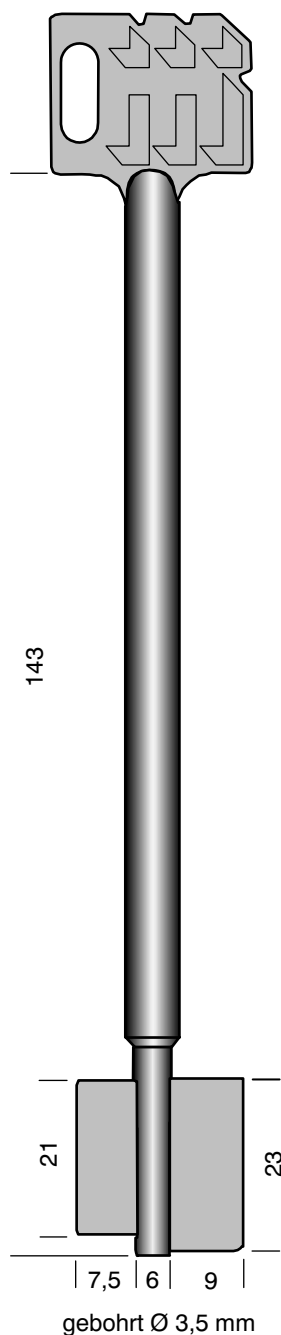
Art. 176

6 176 000 805



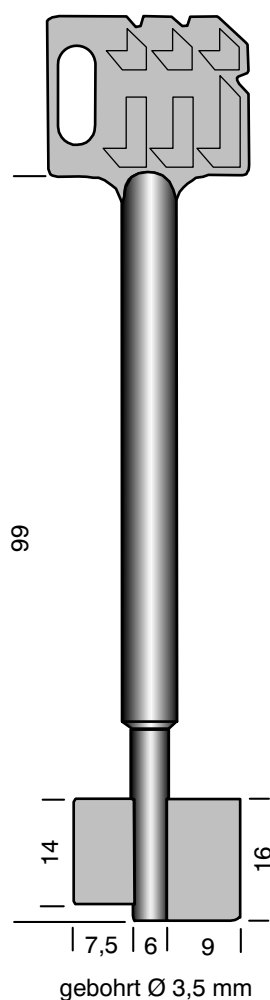
Art. 177

6 177 000 801



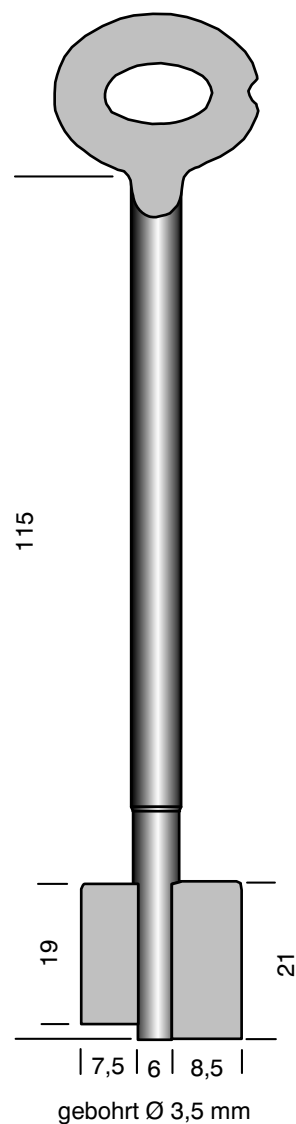
Art. 178

6 178 000 622



Art. 179

6 179 000 611

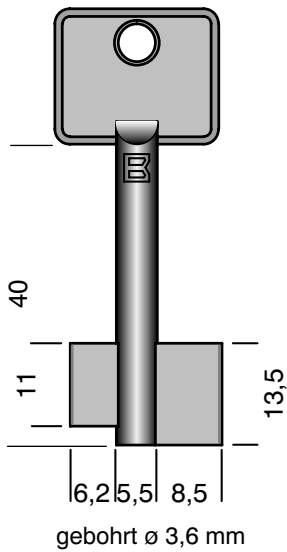


Doppelbartschlüssel Druckguss vernickelt

System STUV **Double-bitted keys**

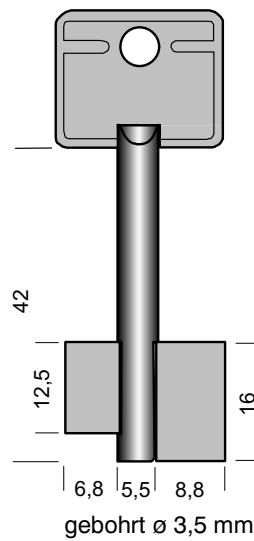
Art. 47

6 047 000 000



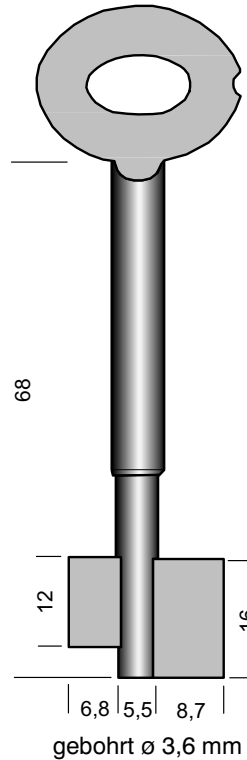
Art. 181

6 181 001 125



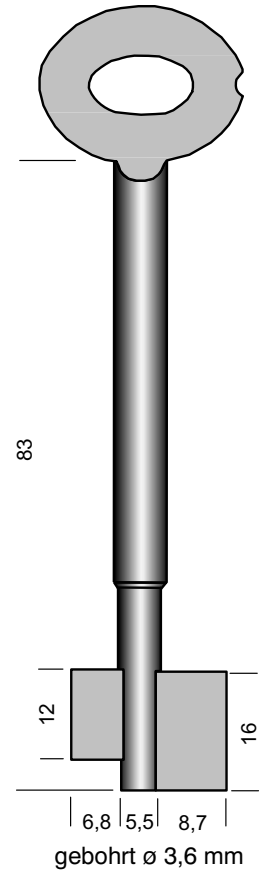
Art. 182

6 182 001 128



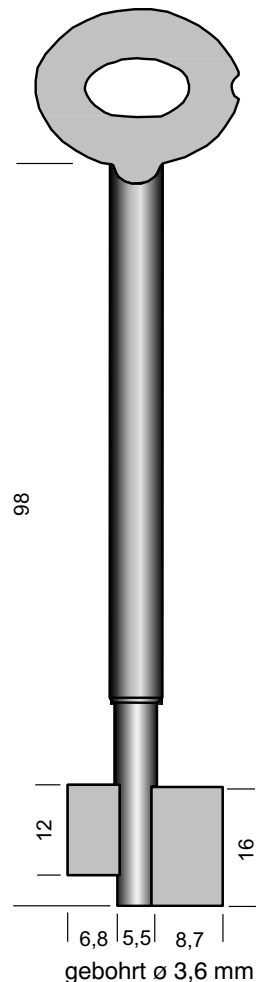
Art. 183

6 183 001 129



Art. 184

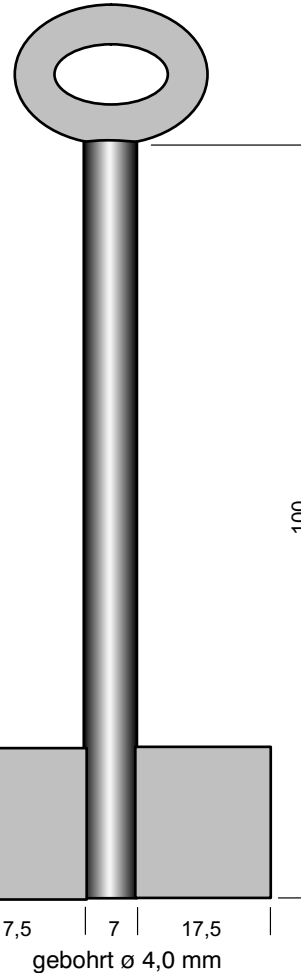
6 184 001 130



Stahl vernickelt

Art. 69/80

7 069 080 000




Art. 69/100

7 069 100 050-

7 069 100 070

lieferbar in
Halmstärken:
5, 5 1/2, 6,
6 1/2, 7 mm



Steel double-bitted keys

Stahl-Doppelbart-Schlüssel

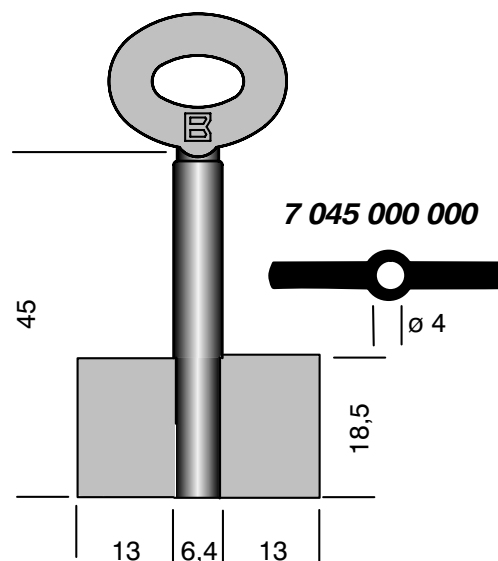
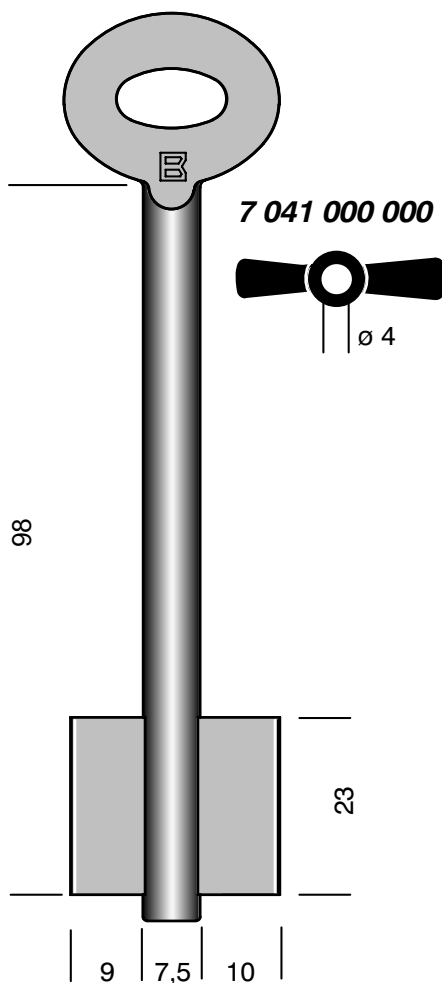
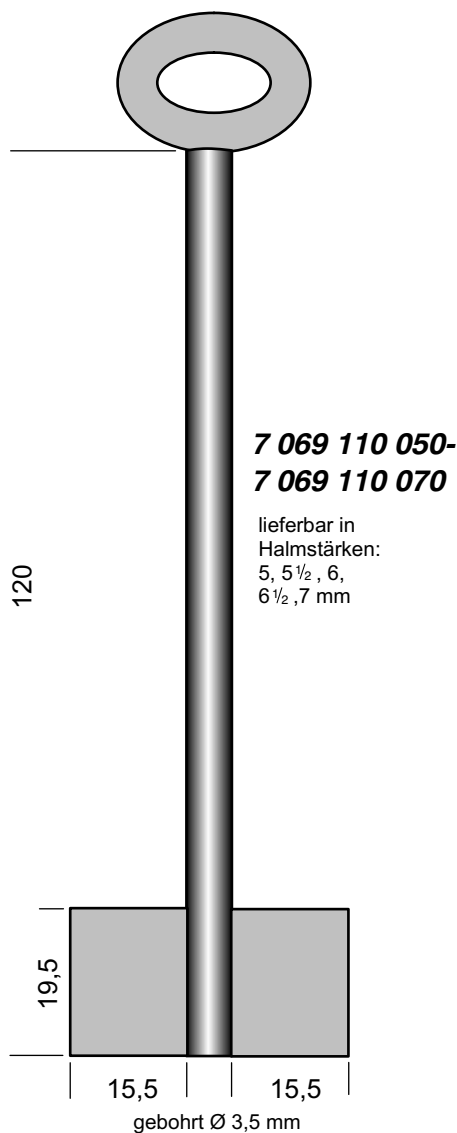
vernickelt

gebohrt

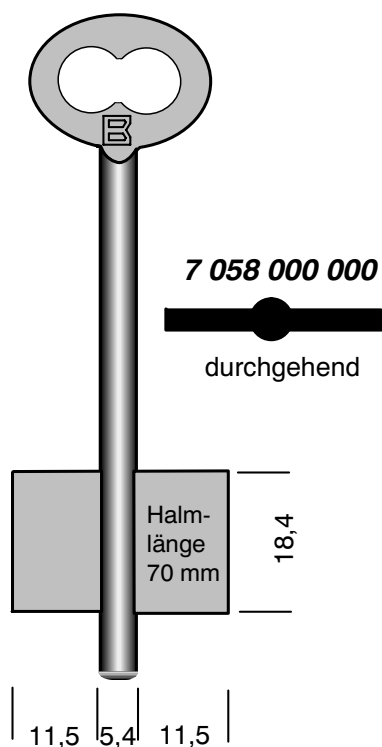
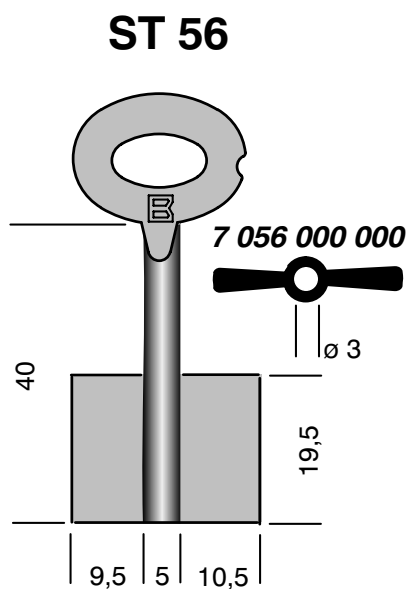
Art. 69/110

ST 41

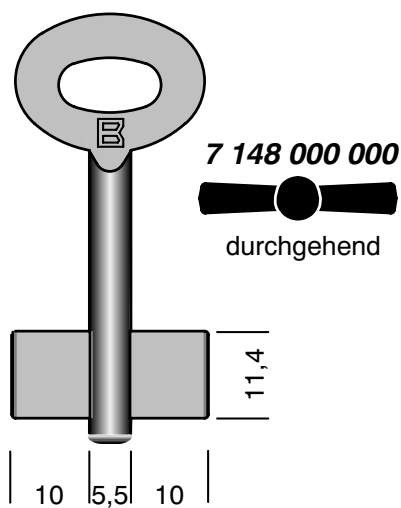
ST 45



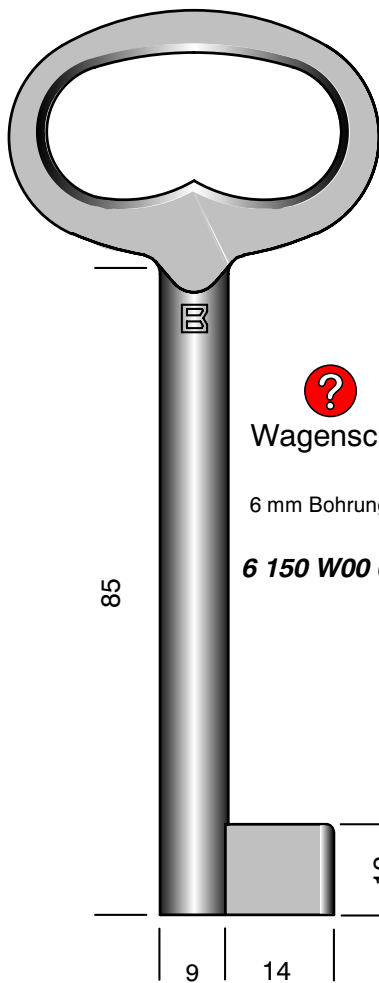
ST 58



ST 148



Art. 150 W

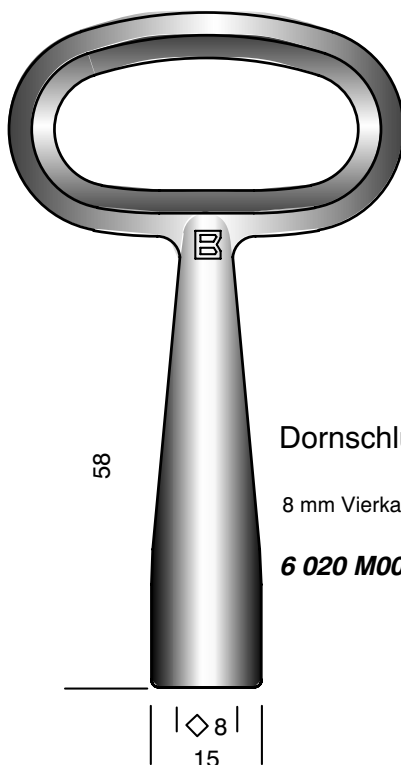


?
Wagenschlüssel

6 mm Bohrung

6 150 W00 000

Art. 20 M



Dornschlüssel

8 mm Vierkant

6 020 M00 000

Art. 20 B

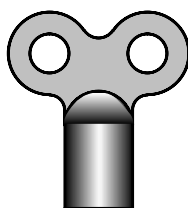


?
Bierwagen-
schlüssel

7 mm Vierkant

6 020 B00 000

Art. 22

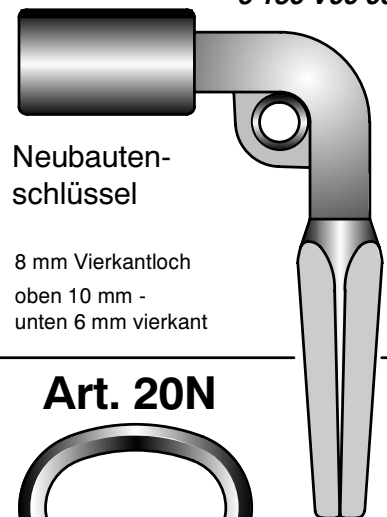


?
Heizungs-
entlüftungs-
schlüssel

5 mm Vierkant

6 022 000 000

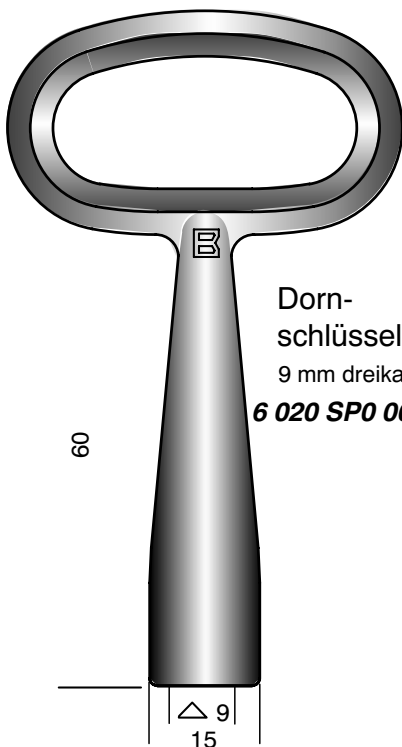
Art. 150V



Neubauten-
schlüssel

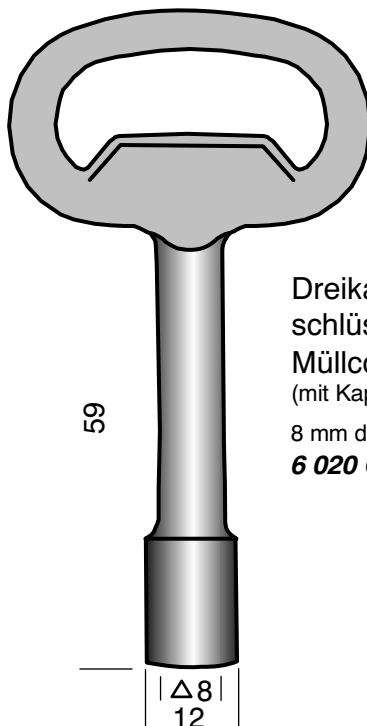
8 mm Vierkantloch
oben 10 mm -
unten 6 mm vierkant

Art. 20 SP




Dorn-
schlüssel
9 mm dreikant
6 020 SP0 000

Art. 20C



Dreikant-Dorn-
schlüssel für
Müllcontainer
(mit Kapselheber)
8 mm dreikant
6 020 C00 000

Art. 20N



Dornschlüssel
dreikant: △
5, 6, 7, 8, 9,
10, 11, 12 mm

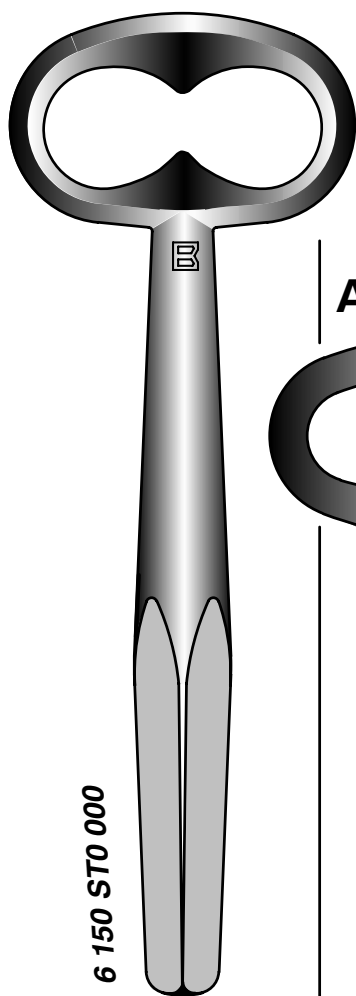
vierkant: ◇
5, 6, 6½, 7, 7½,
8, 8½, 9, 10,
11, 12 mm

6 020 N00 D50 - 6 020 N00 D12 **6 020 N00 V50 - 6 020 N00 V12**

Construction keys

Steckschlüssel-Architektenschlüssel

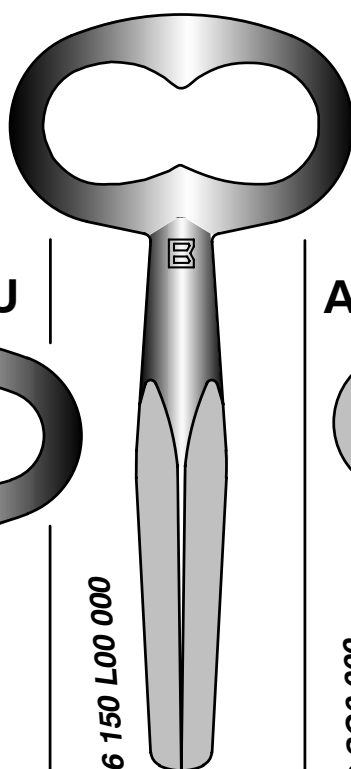
Art. 150 ST



6 150 ST0 000

vierkant
oben 10 mm
unten 8 mm

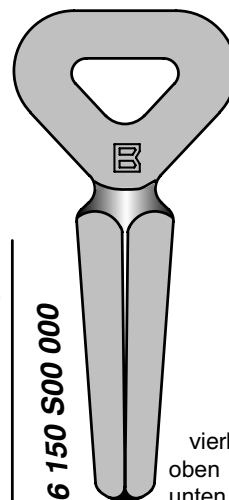
Art. 150 L



6 150 L00 000

vierkant
oben 10 mm
unten 6.5 mm

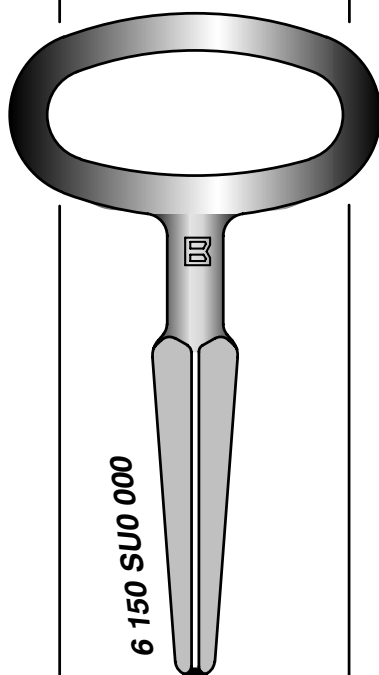
Art. 150 S



6 150 S00 000

vierkant
oben 9 mm
unten 6 mm

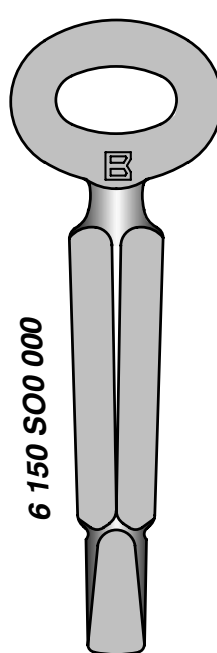
Art. 150 SU



6 150 SU0 000

vierkant
oben 9 mm
unten 5 mm

Art. 150 SO



6 150 SO0 000

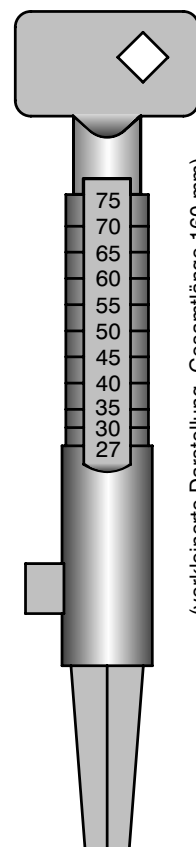
vierkant
oben 10 mm
unten 6 mm

Art. 150 P

6 150 P00 000

Neubauten-
Messschlüssel

aus Hostaform mit Skala
zum Ausmessen von
Schließzylinderlängen



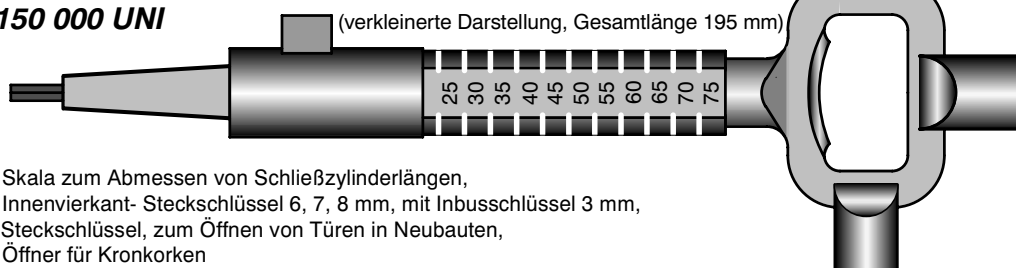
(verkleinerte Darstellung, Gesamtlänge 160 mm)

Allzweck Neubauten- Mess- und Steckschlüssel

Art. 150 UNI

Ausführung Zink-Druckguss

6 150 000 UNI




mit Skala zum Abmessen von Schließzylinderlängen,
mit Innenvierkant- Steckschlüssel 6, 7, 8 mm, mit Inbusschlüssel 3 mm,
als Steckschlüssel, zum Öffnen von Türen in Neubauten,
mit Öffner für Kronkorken

Art. 20 Schlüssel für Absperr-Pfosten DIN 3223

6 020 017 D00

Ausführung Guss - verzinkt



(verkleinerte Darstellung)

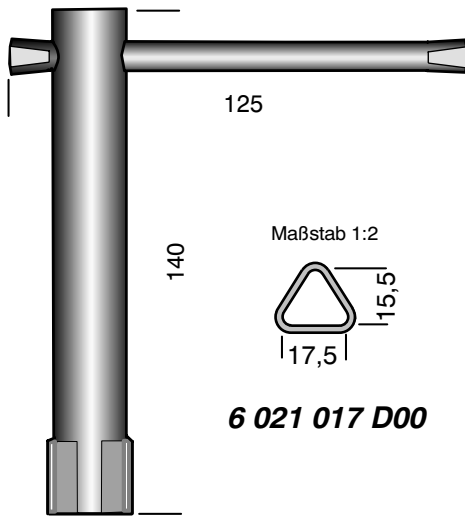
ca. 306

vierkant
oben 10 mm
unten 7 mm

Triangular key

Dreikantschlüssel Art. 21

mit beweglichem Griff
für Absperpfosten und Müllcontainer



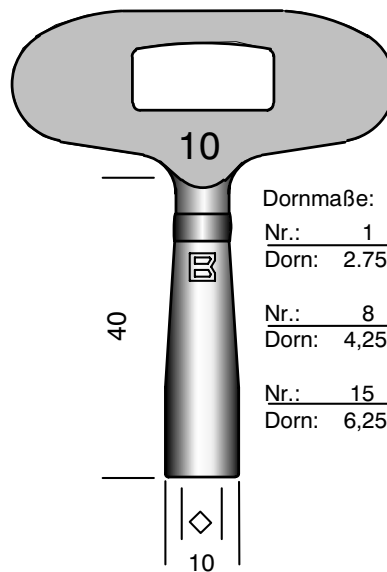
6 021 017 D00

Clock keys

Uhrenschlüssel Art. 151

1 - 20 vierkant

6 151 001 000 - 6 151 020 000

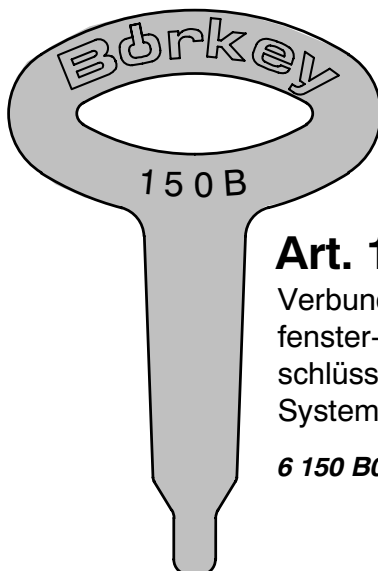


Dornmaße:

Nr.:	1	2	3	4	5	6	7
Dorn:	2,75	3,0	3,25	3,5	3,75	4,0	4,1
Nr.:	8	9	10	11	12	13	14
Dorn:	4,25	4,5	4,75	5,0	5,25	5,0	5,75
Nr.:	15	16	18	19	20		
Dorn:	6,25	6,5	7,4	8,0	8,2		

Window lock key

**Verbund-
fensterschlüssel**



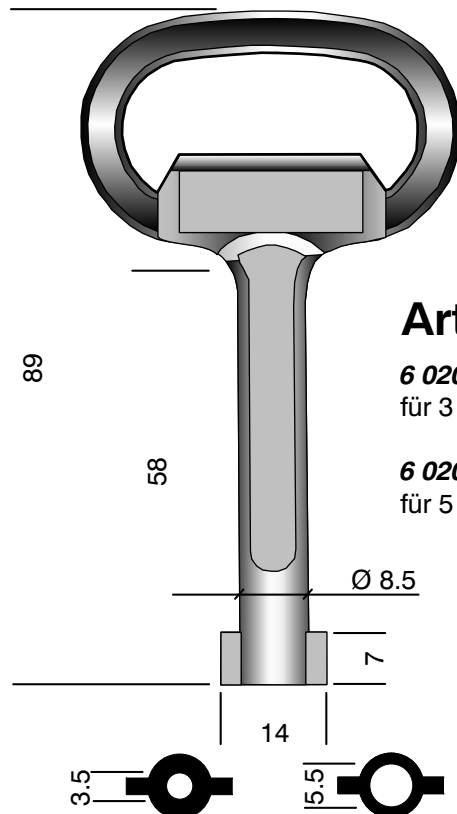
Art. 150 B

Verbund-
fenster-
schlüssel
System Kaupp

6 150 B00 000

Key for switchgear cabinets

**Schlüssel für
Schaltschränke** aus Zink-Druckguss



Art. 20 D

6 020 D00 107
für 3 mm Dorn

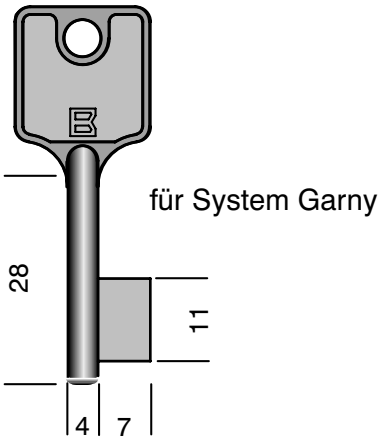
6 020 D00 108
für 5 mm Dorn

Safe deposit keys

Schließfachschlüssel

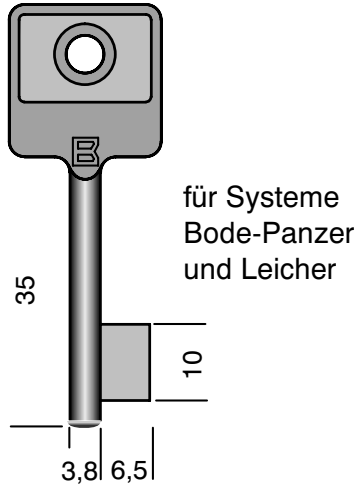
Art. 40

6 040 000 000



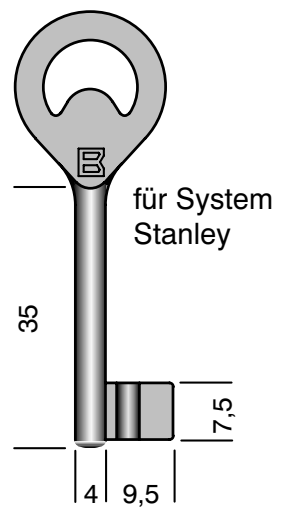
Art. 42

6 042 000 000



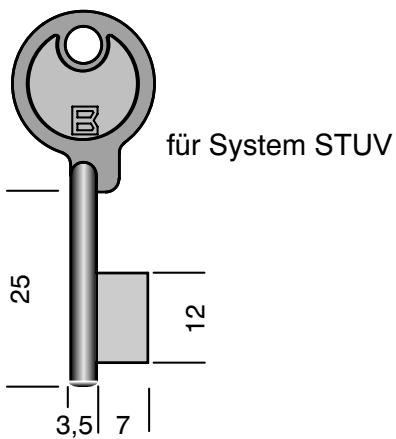
Art. 43

6 043 000 000



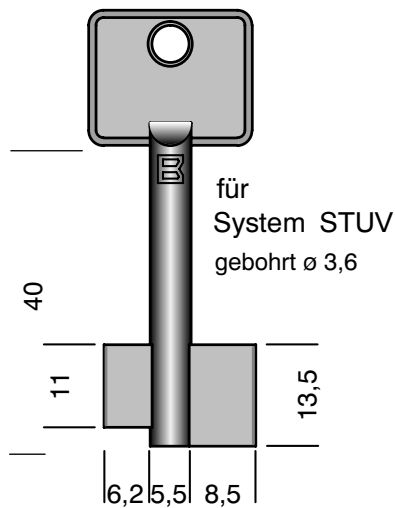
Art. 44

6 044 000 000



Art. 47

6 047 000 000

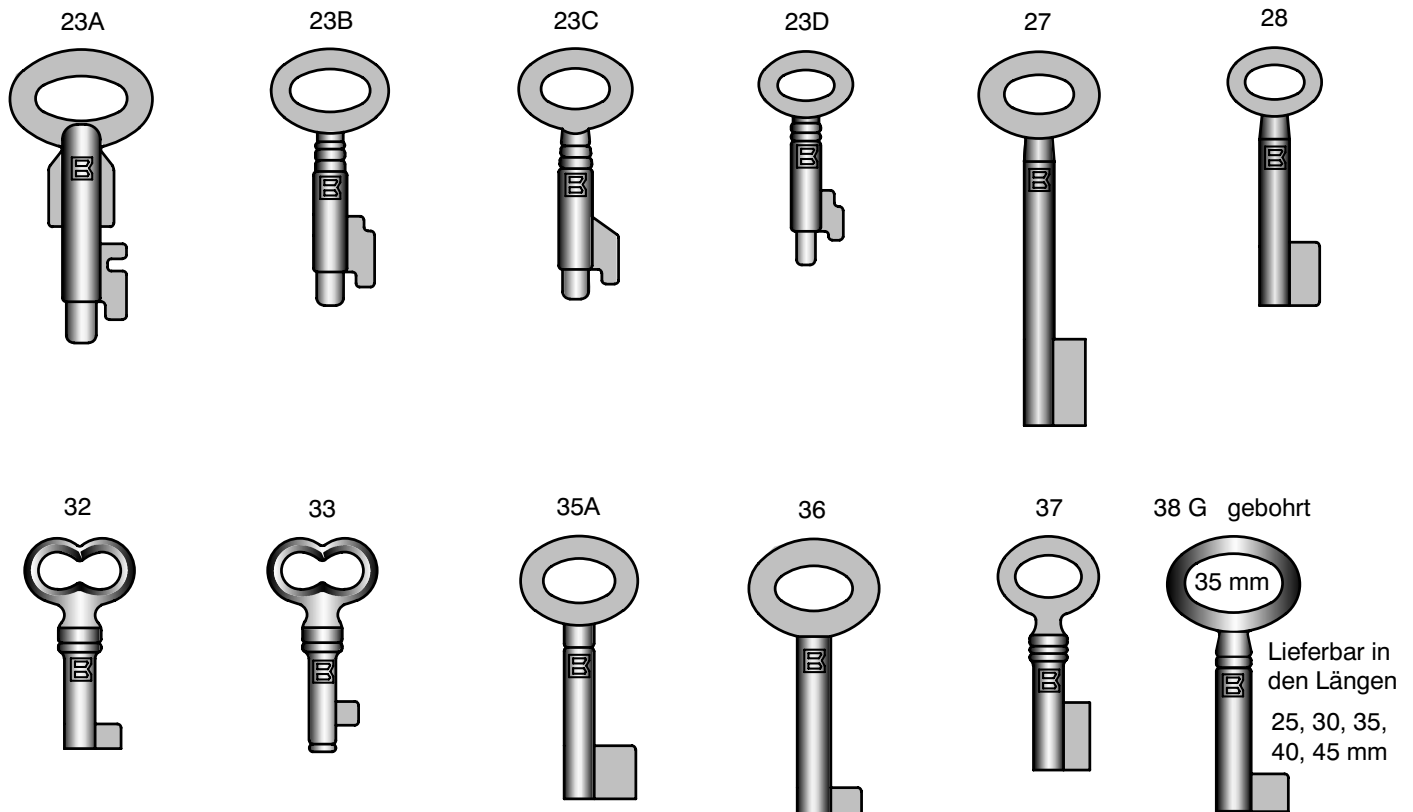


Luggage and briefcase keys

Schlüssel für Koffer-, Taschen-, Briefkasten- und Schatullenschlösser

Art. 2

6 002 023 A00 - 6 002 038 G45

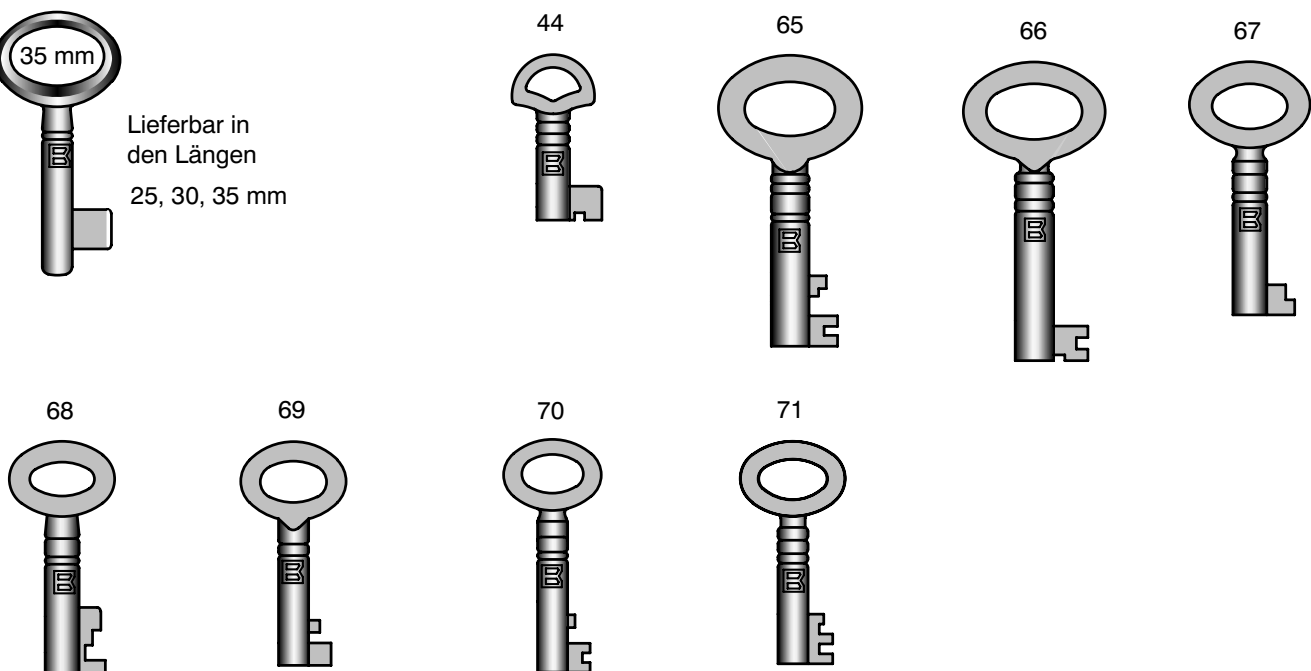


38 D durchgehend

6 002 038 D25 - 6 002 038 D35



6 002 044 000 - 6 002 071 000



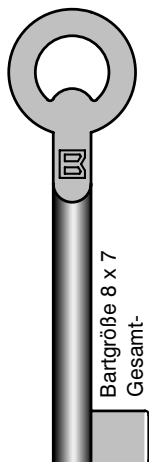
Furniture keys

Möbelschloss-Schlüssel, vernickelt

gebohrt 3,6 mm

5 mm Halm

Art. 6 B

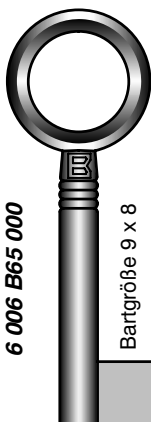


Bartgröße 8 x 7

Gesamt-
länge 50 55 60 65
Halm-
länge 33 38 43 48

6 006 B50 000 -
6 006 B65 000

Art. 6 R

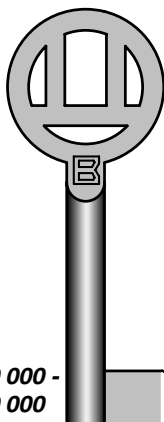


Bartgröße 9 x 8

Gesamt-
länge 40 45 50 55 60 65 70 75 80
Halm-
länge 20 25 30 35 40 45 50 55 60

6 006 R40 000 -
6 006 R80 000

Art. 6 F

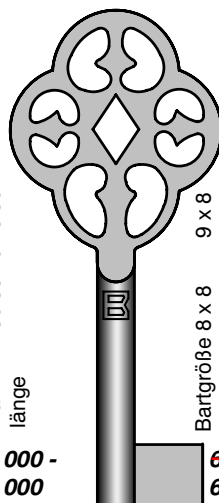


Bartgröße 8 x 7

Gesamt-
länge 50 55 60 65 70
Halm-
länge 30 35 40 45 50

6 006 F50 000 -
6 006 F70 000

Art. 6/2

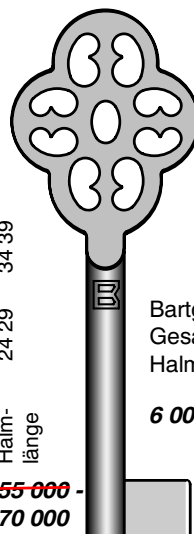


Bartgröße 8 x 8

Gesamt-
länge 55 60 65 70
Halm-
länge 24 29 34 39

~~6 006 255 000~~
6 006 270 000

Art. 6/2 1/2


Bartgröße 9 x 8
Gesamtlänge 70
Halm-
länge 40

6 006 570 000

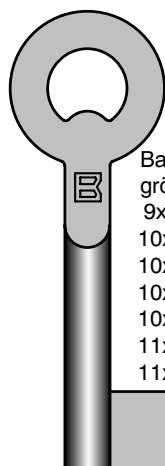
Möbelschloss-Schlüssel, vernickelt

Furniture keys

gebohrt 4,3 mm

6 mm Halm

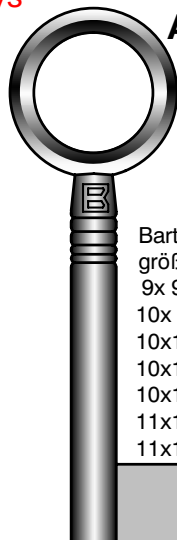
Art. 5 B



Bart- größe	Ges.- länge	Halm- länge
9x 9	50	30
10x 8	55	35
10x10	60	40
10x10	65	45
10x10	70	50
11x11	75	55
11x11	80	60

6 005 B50 000 -
6 005 B80 000

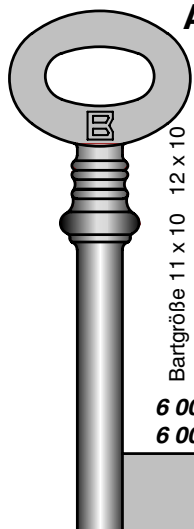
Art. 5 R



Bart- größe	Ges.- länge	Halm- länge
9x 9	50	27
10x 8	55	33
10x10	60	38
10x10	65	43
10x10	70	48
11x11	75	53
11x11	80	58

6 005 R50 000 -
6 005 R80 000

Art. 5 A

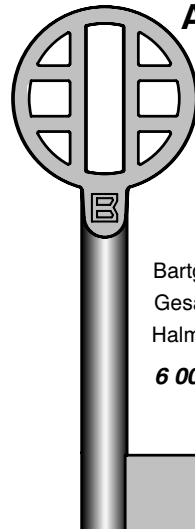


Bartgröße 11 x 10

Gesamt-
länge 70 38
Halm-
länge 60 65
28 33
bis Kralle

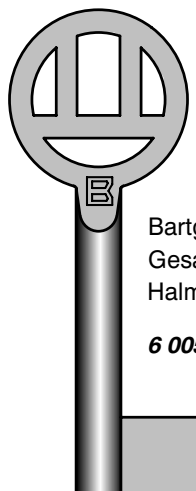
6 005 A60 000 -
6 005 A70 000

Art. 5/3


Bartgröße 10 x 10
Gesamtlänge 70
Halm-
länge 43

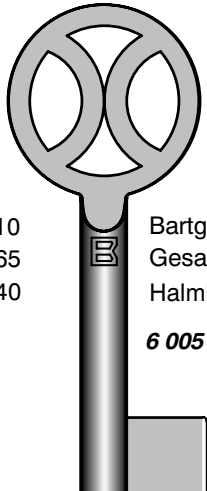
6 005 370 000

Art. 5/4


Bartgröße 11 x 10
Gesamtlänge 65
Halm-
länge 40

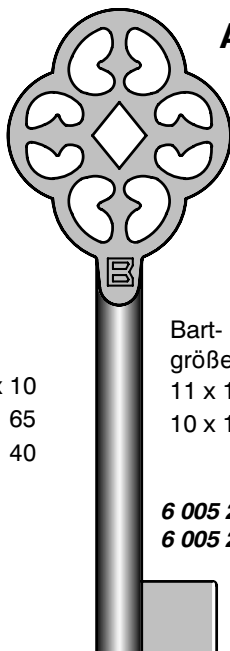
6 005 465 000

Art. 5/5


Bartgröße 11 x 10
Gesamtlänge 65
Halm-
länge 40

6 005 565 000

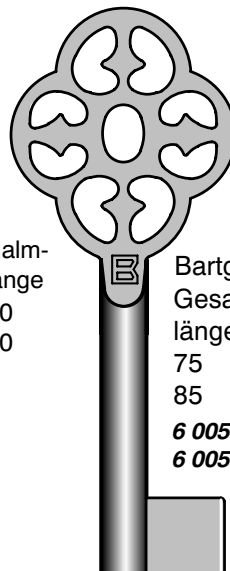
Art. 5/2



Bart- größe	Gesamt- länge	Halm- länge
11 x 10	75	40
10 x 10	85	50

6 005 275 000
6 005 285 000

Art. 5/2 1/2



Bartgröße 10 x 10	Gesamt- länge	Halm- länge
75	41	
85	51	

6 005 H75 000
6 005 H85 000

Furniture keys

Möbelschloss-Schlüssel, vernickelt

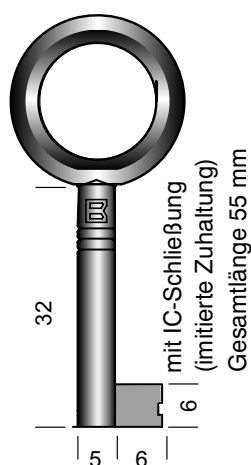
mit Zuhaltungs-Einschnitten 1 - 6

gebohrt 3,6 mm

5 mm Halm

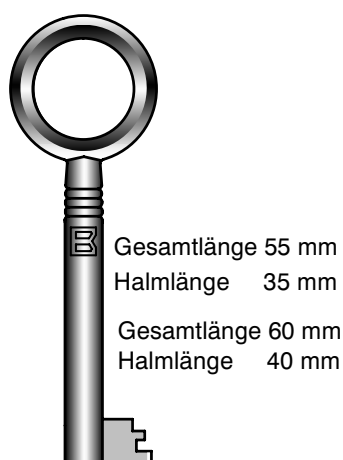
Bartbreite 6 mm

Art. 7 IC



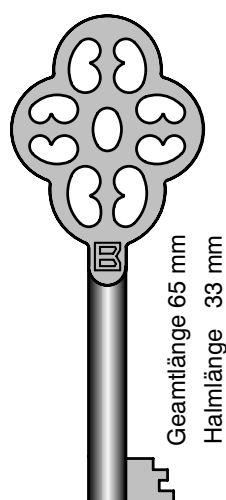
6 007 R55 0IC

Art. 7 R

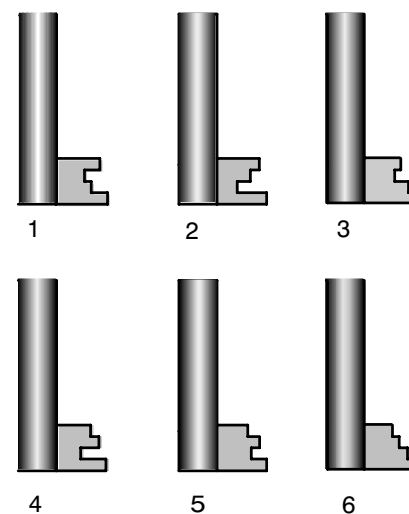


**6 007 R55 001 -
6 007 R60 006**

Art. 7/2 1/2



**6 007 565 001 -
6 007 565 006**



Furniture keys

Möbelschloss-Schlüssel, vernickelt

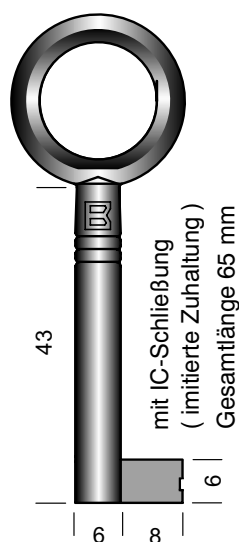
mit Zuhaltungs-Einschnitten 1 - 6

gebohrt 4,3 mm

6 mm Halm

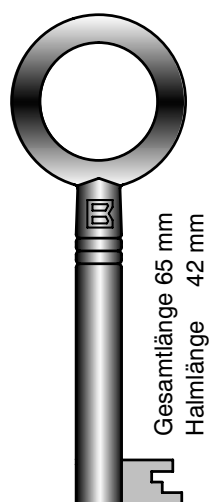
Bartbreite 6 und 8 mm

Art. 10 IC



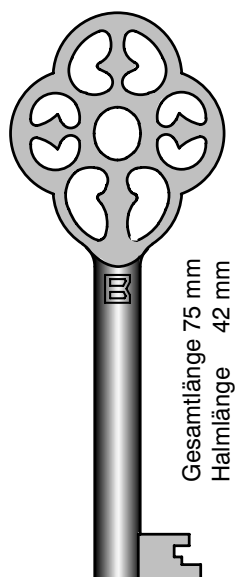
6 010 R65 0IC

Art. 10 R

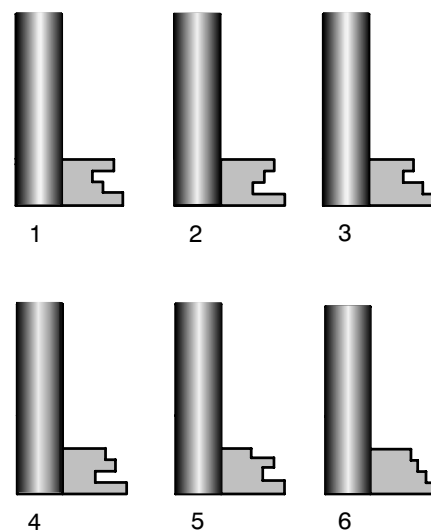


**6 010 R65 601 -
6 010 R65 606**

Art. 10/2



**6 010 275 601 -
6 010 275 606**

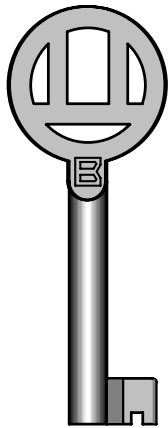


Möbelschloss-Schlüssel, vernickelt

Furniture keys

gebohrt 3,6 mm
Barthöhe 6 mm


mit Nutbart 1 - 4




Art. 6 F

5 mm Halm
Gesamtlänge 55 mm
Halmlänge 32 mm


**6 006 F55 001 -
6 006 F55 004**




1




2



3



4



Art. 6 R

5 mm Halm
Gesamtlänge 55 mm
Halmlänge 32 mm

**6 006 R55 001 -
6 006 R55 004**

Gesamtlänge 60 mm
Halmlänge 40 mm

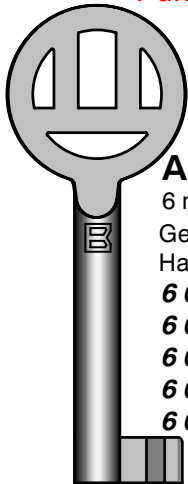
**6 006 R60 001 -
6 006 R60 004**

Möbelschloss-Schlüssel, vernickelt

Furniture keys

gebohrt 4,2 mm

mit Nutbart 1 - 4
Barthöhe 6 und 8 mm



Art. 9 F

6 mm Halm
Gesamtlänge 65 mm
Halmlänge 40 mm

**6 009 F65 601
6 009 F65 603
6 009 F65 604
6 009 F65 802 -
6 009 F65 804**

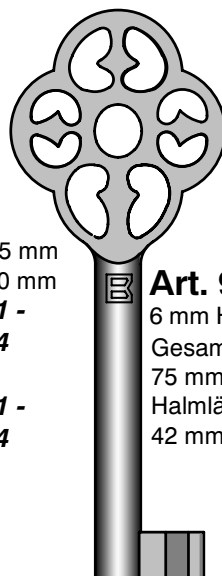


Art. 9 R

6 mm
Gesamtlänge 65 mm
Halmlänge 40 mm

**6 009 R65 601 -
6 009 R65 604**

**6 009 R65 801 -
6 009 R65 804**




Art. 9/2

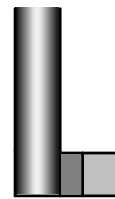
6 mm Halm
Gesamtlänge 75 mm
Halmlänge 42 mm

**6 009 275 601 -
6 009 275 604**


**6 009 275 801 -
6 009 275 804**



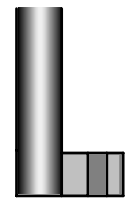
1



2



3

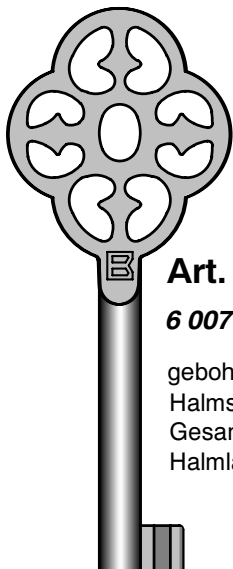


4

Möbelschloss-Schlüssel, vernickelt

Furniture keys

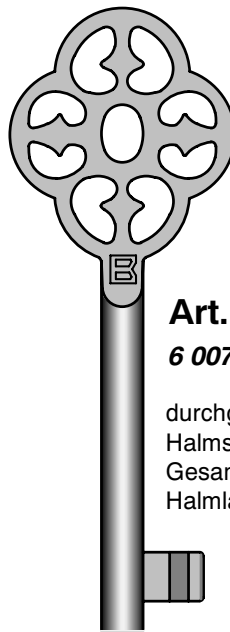
mit imitierter Nute



Art. 7 E

6 007 E75 G00

gebohrt 3,7 mm
Halmstärke 5,5 mm
Gesamtlänge 75 mm
Halmlänge 42 mm



Art. 7 ED


6 007 E75 D00

durchgehend
Halmstärke 5,5 mm
Gesamtlänge 85 mm
Halmlänge 50 mm

Furniture keys

Möbelschloss-Schlüssel, vernickelt durchgehend

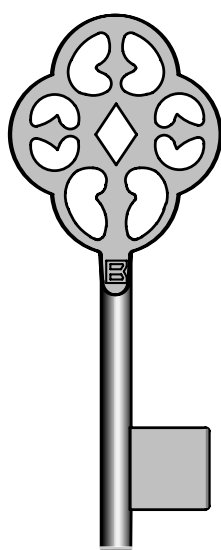
Art. 5 INT



6 005 000 INT

Gesamtlänge 75 mm
Halmlänge 52 mm
Halm 5,6 mm
Bart 7x8 mm

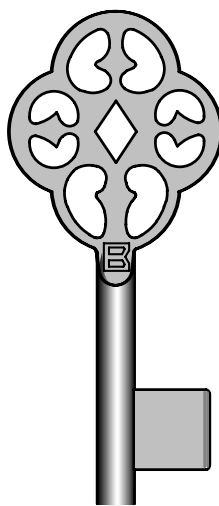
Art. 5/2



6 005 275 D40

Gesamtlänge 75 mm
Halmlänge 40 mm
Halm 4 mm
Bart 11.5x10.5 mm

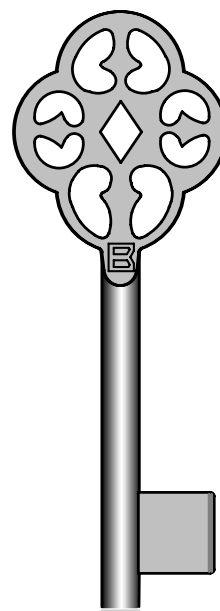
Art. 6/2



6 006 265 D00

Gesamtlänge 65 mm
Halmlänge 34 mm
Halm 5 mm
Bart 10x10 mm

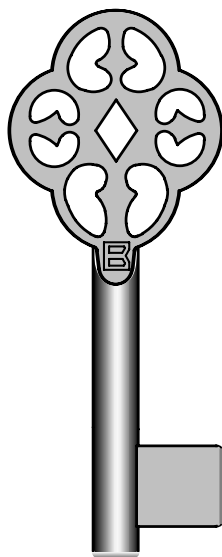
Art. 6/2



6 006 280 D00

Gesamtlänge 80 mm
Halmlänge 48 mm
Halm 5 mm
Bart 10x10 mm

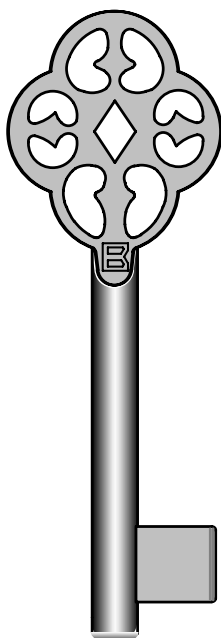
Art. 5/2



6 005 275 D60

Gesamtlänge 75 mm
Halmlänge 40 mm
Halm 6 mm
Bart 11x10 mm

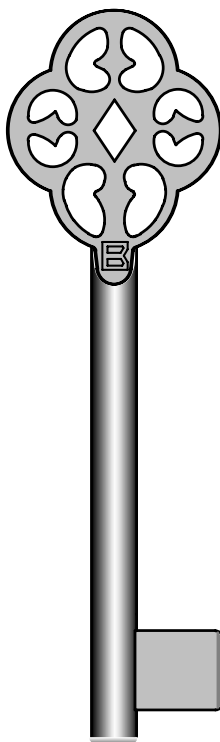
Art. 5/2



6 005 285 D60

Gesamtlänge 85 mm
Halmlänge 52 mm
Halm 6 mm
Bart 11x10 mm

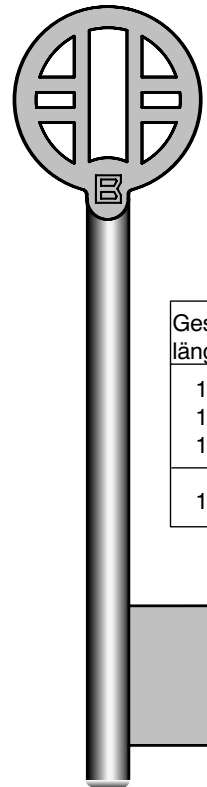
Art. 5/2



6 005 210 D60

Gesamtlänge 100 mm
Halmlänge 65 mm
Halm 6 mm
Bart 11x10 mm

Art. 113 N



Gesamtlänge	Halm-länge	Bart-größe	Halm ø
100	78	13x19	5.0
100	78	13x19	5.5
100	78	13x19	6.0
110	88	13x19	5.0

6 113 N10 050

6 113 N10 055

6 113 N10 060

~~**6 113 N11 050**~~

Furniture keys

Möbelschloss-Schlüssel

Art. 23

vermessingt

Art. 24

brüniert

Art. 25

vernickelt

Druckguss, gefärbt

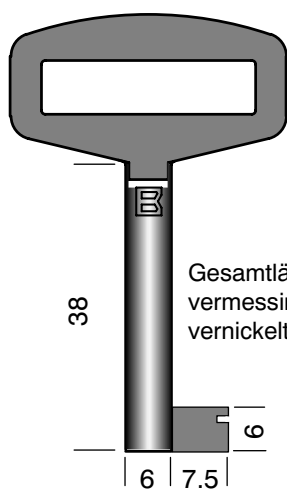
Bart: 7,5 x 6 mm - Halmstärke 6 mm

mit kleiner imitierter Zuhaltung

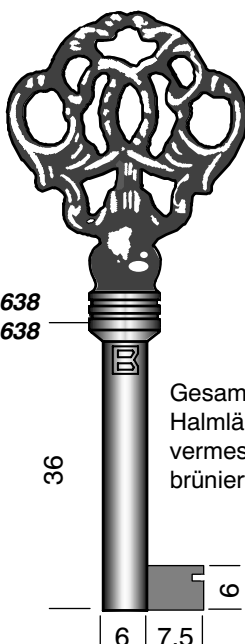
Bohrung 4 mm

System Goldin

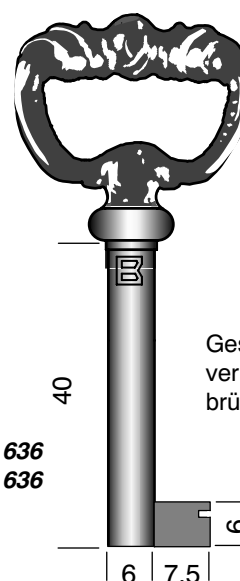
3


Gesamtlänge: 60 mm
vermessingt **6 023 003 638**
vernickelt **6 025 003 638**

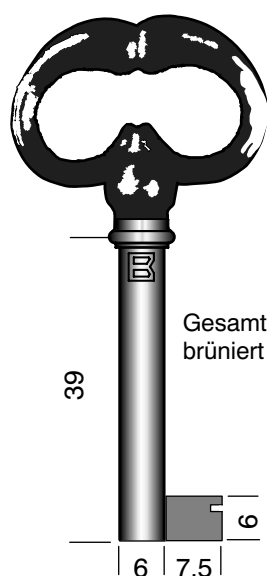
12


Gesamtlänge: 80 mm
Halmstärke: 36 mm
vermessingt **6 023 012 636**
brüniert **6 024 012 636**

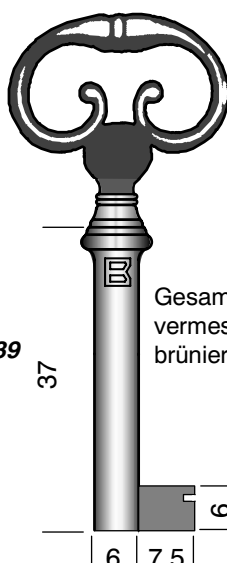
13


Gesamtlänge: 70 mm
vermessingt **6 023 013 640**
brüniert **6 024 013 640**

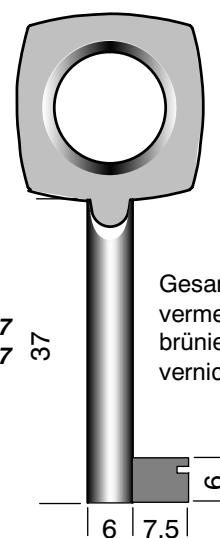
16


Gesamtlänge: 70 mm
brüniert **6 024 016 639**

18


Gesamtlänge: 70 mm
vermessingt **6 023 018 637**
brüniert **6 024 018 637**

20

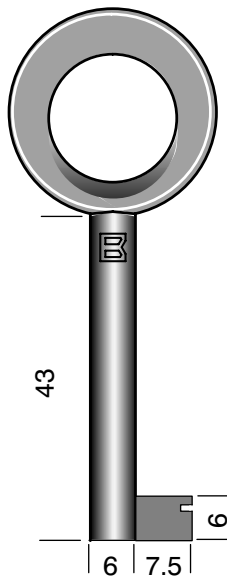

Gesamtlänge: 65 mm
vermessingt **6 023 020 640**
brüniert **6 024 020 640**
vernickelt **6 025 020 640**

Furniture keys

Möbelschloss-Schlüssel

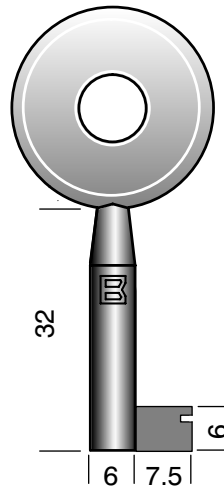
Druckguss, gefärbt

21



Gesamtlänge: 70 mm
vermessingt **6 023 021 643**
brüniert **6 024 021 643**
vernickelt **6 025 021 643**

27



Gesamtlänge: 65 mm
vernickelt **6 025 027 632**
vermessingt **6 023 027 632**

Brass furniture keys

Möbelschlüssel aus Messing

Art. 134 - 135

Messing (M)

Bronze (B)

Halm 6 mm - Bohrung 4,3 mm
Halm 5 mm - Bohrung 3,5 mm
Bart 9 x 9 mm

5/16



Halm 5 mm

Halmlänge

M 27 mm **5 134 516 527 ***
M 37 mm **5 134 516 537 ***
B 27 mm **5 135 516 527 ***
B 37 mm **5 135 516 537 ***

5/17




Halm 5 mm

Halmlänge

M 30 mm **5 134 517 530**
M 40 mm **5 134 517 540**
B 30 mm **5 135 517 530**
B 40 mm **5 135 517 540**

10

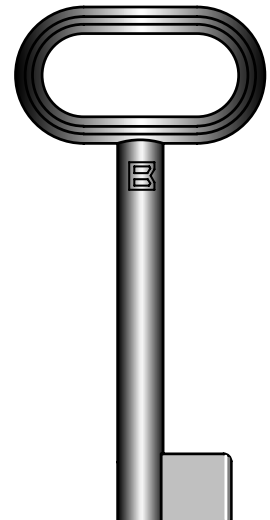


Halm 6 mm

Halmlänge

M 32 mm **5 134 010 632 ***
M 42 mm **5 134 010 642**
B 32 mm **5 135 010 632**

11



Halm 6 mm

Halmlänge

M 40 mm **5 134 011 640**
M 50 mm **5 134 011 650**
~~B 40 mm **5 135 011 640 ***~~
~~B 50 mm **5 135 011 650**~~

Halm 6 mm

Halmlänge

M 27 mm **5 134 516 627 ***
M 37 mm **5 134 516 637 ***
~~B 27 mm **5 135 516 627 ***~~
B 37 mm **5 135 516 637**

Halm 6 mm

Halmlänge

M 30 mm **5 134 517 630**
M 40 mm **5 134 517 640**
B 30 mm **5 135 517 630**
B 40 mm **5 135 517 640**

* Lieferung solange der Vorrat reicht
(Delivery while stocks last)

Möbelschlüssel aus Messing

Brass furniture keys

Art. 134 - 135 - 137

Messing (M) Bronze (B)

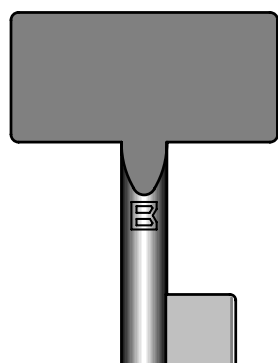
vernickelt
blank (VB)

Halm 6 mm - Bohrung 4,4 mm

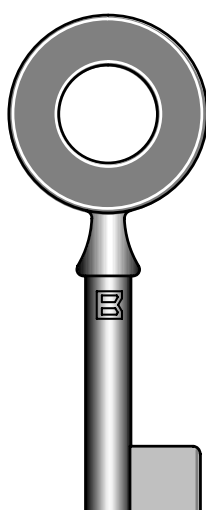
Halm 5 mm - Bohrung 3,7 mm

Bart 9 x 9 mm

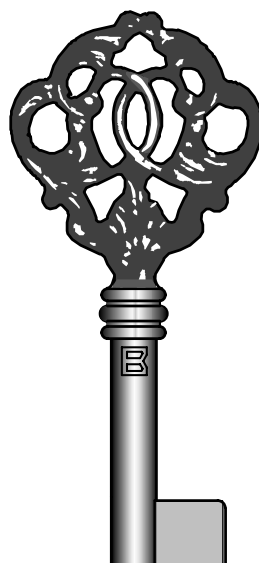
14



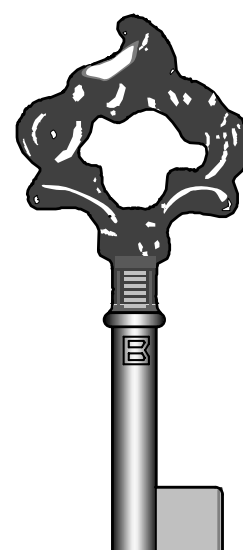
15



16



17



Halm 6 mm

Hallmlänge

M 30 mm **5 134 014 630 ***
~~M 40 mm 5 134 014 640 *~~
 VB 30 mm **5 137 014 630**
 VB 40 mm **5 137 014 640**

Halm 5 mm

Hallmlänge

M 35 mm **5 134 015 535**
 B 35 mm **5 135 015 535 ***

Halm 6 mm

M 23 mm **5 134 015 623 ***
 M 32 mm **5 134 015 632**
 M 45 mm **5 134 015 645**
 B 23 mm **5 135 015 623 ***
 B 32 mm **5 135 015 632**
 B 45 mm **5 135 015 645**
 VB 32 mm **5 137 015 632**

Halm 5 mm

Hallmlänge

M 32 mm **5 134 016 532**
 B 32 mm **5 135 016 532**

Halm 6 mm

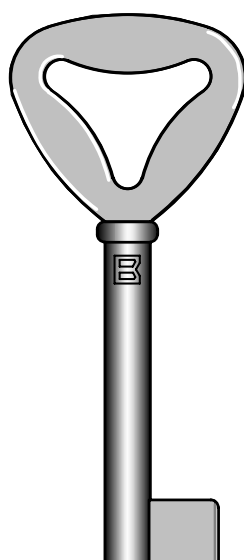
M 32 mm **5 134 016 632**
 M 42 mm **5 134 016 642**
 B 32 mm **5 135 016 632**
 B 42 mm **5 135 016 642**

Halm 6 mm

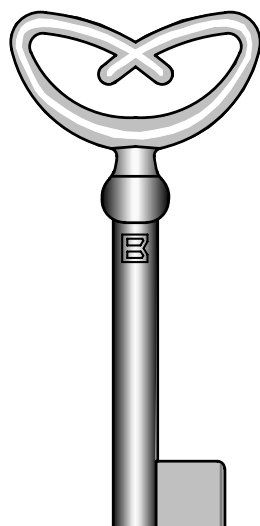
Hallmlänge

M 28 mm **5 134 017 628**
 M 38 mm **5 134 017 638**
 B 28 mm **5 135 017 628**
 B 38 mm **5 135 017 638**

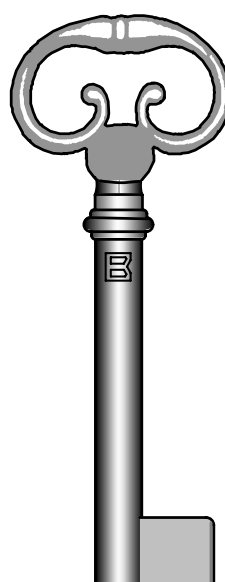
22



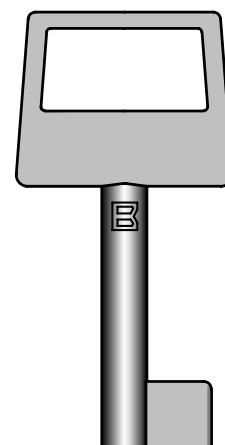
24



26



32



Halm 6 mm

Hallmlänge

M 33 mm **5 134 022 633 ***
 M 43 mm **5 134 022 643 ***
 B 43 mm **5 135 022 643 ***

Halm 6 mm

Hallmlänge

~~M 30 mm 5 134 024 630 *~~
~~M 40 mm 5 134 024 640 *~~
 B 40 mm **5 135 024 640 ***

Halm 5 mm

Hallmlänge

M 30 mm **5 134 026 530**

Halm 6 mm

Hallmlänge

M 35 mm **5 134 026 635**
 M 40 mm **5 134 026 640**
 M 45 mm **5 134 026 645**
 B 35 mm **5 135 026 635**
 B 45 mm **5 135 026 645**

Halm 6 mm

Hallmlänge

~~M 35 mm 5 134 032 635~~
 VB 35 mm **5 137 032 635**

* Lieferung solange der Vorrat reicht

54 (Delivery while stocks last)

Brass furniture keys

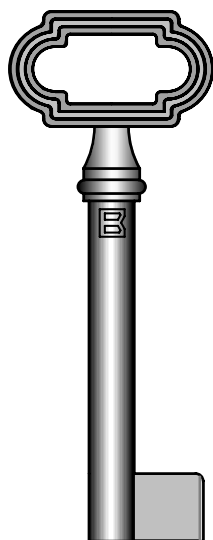
Möbelschlüssel aus Messing

Art. 134 - 135

Messing (M) Bronze (B)

Halm 6 mm - Bohrung 4,4 mm
Halm 5 mm - Bohrung 3,7 mm
Bart 9 x 9 mm

33



Halm 5 mm


Halmlänge

M 27 mm **5 134 033 527 ***
M 37 mm **5 134 033 537 ***
B 37 mm **5 135 033 537**

Halm 6 mm

M 35 mm **5 134 033 635**
M 45 mm **5 134 033 645**
B 35 mm **5 135 033 635**
B 45 mm **5 135 033 645**

35



Halm 6 mm

Halmlänge

M 45 mm **5 134 035 645 ***

37

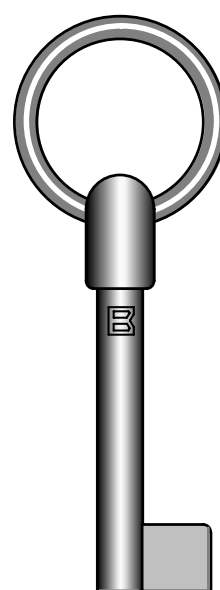


Halm 6 mm

Halmlänge

~~M 30 mm 5 134 037 630~~
M 35 mm **5 134 037 635**
B 30 mm **5 135 037 630**
~~B 35 mm 5 135 037 635~~

39



Halm 5 mm

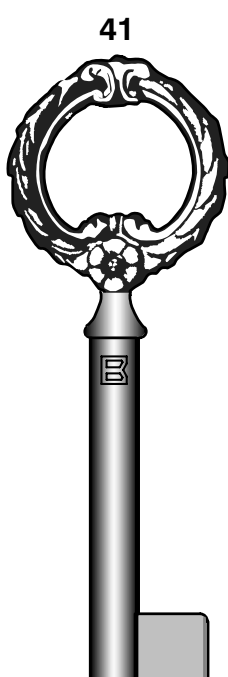
Halmlänge

M 30 mm **5 134 039 530 ***
B 30 mm **5 135 039 530 ***

Halm 6 mm

M 30 mm **5 134 039 630 ***
~~M 40 mm 5 134 039 640 *~~
B 30 mm **5 135 039 630 ***
B 40 mm **5 135 039 640 ***

43

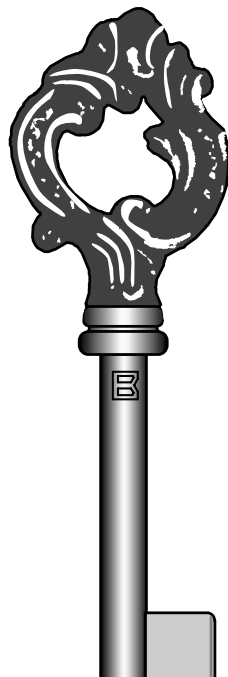


41

Halm 6 mm

Halmlänge

M 35 mm **5 134 041 635**
M 45 mm **5 134 041 645**
~~B 35 mm 5 135 041 635~~
B 45 mm **5 135 041 645**

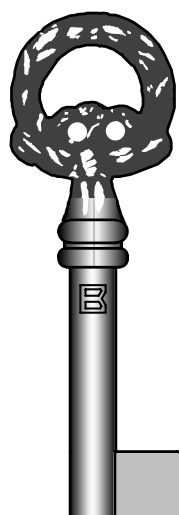


Halm 6 mm

Halmlänge

M 32 mm **5 134 043 632**
M 42 mm **5 134 043 642**
~~B 32 mm 5 135 043 632~~
~~B 42 mm 5 135 043 642~~

44

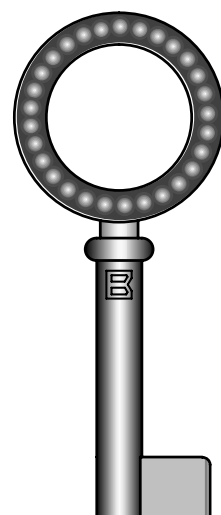


Halm 6 mm

Halmlänge

M 23 mm **5 134 044 623 ***
M 32 mm **5 134 044 632**
~~B 23 mm 5 135 044 623 *~~
~~B 32 mm 5 135 044 632~~

45



Halm 6 mm

Halmlänge

M 35 mm **5 134 045 635**
B 25 mm **5 135 045 625 ***
B 35 mm **5 135 045 635**

* Lieferung solange der Vorrat reicht

(Delivery while stocks last)

Brass furniture keys

Möbelschlüssel aus Messing

Bart 9 x 9 mm gebohrt 4,3 mm

Art. 134 - 135 - 137 - 138 - 139

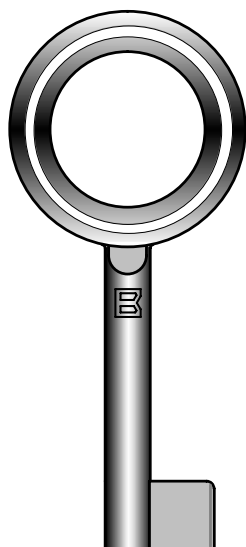
Messing (M) Bronze (B)

vernickelt
blank (VB)

vernickelt
matt (VM)

Altsilber (A)

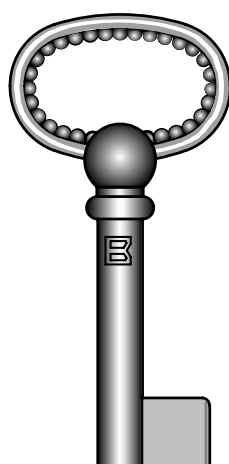
46


Halm 6 mm

Halmlänge

M 30 mm **5 134 046 630**
M 40 mm **5 134 046 640**
B 30 mm **5 135 046 630**
B 40 mm **5 135 046 640**

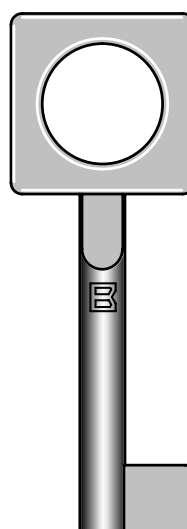
54


Halm 6 mm

Halmlänge

~~B 32 mm **5 135 054 632**~~
A 32 mm **5 139 054 632**


56


Halm 6 mm

Halmlänge

M 25 mm **5 134 056 625**
M 35 mm **5 134 056 635**
~~M 45 mm **5 134 056 645**~~
VB 25 mm **5 137 056 625**
VB 35 mm **5 137 056 635**
~~VB 45 mm **5 137 056 645**~~
VM 25 mm **5 138 056 625 ***
VM 35 mm **5 138 056 635**
VM 45 mm **5 138 056 645**

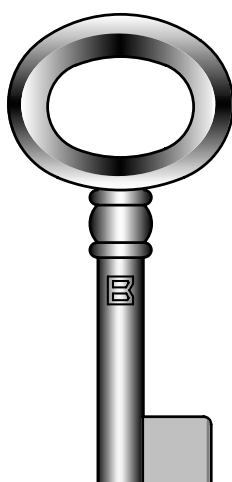
69


Halm 6 mm

Halmlänge

B 32 mm **5 135 069 632**
~~A 32 mm **5 139 069 632**~~


74


Halm 6 mm

Halmlänge

B 30 mm **5 135 074 630**
A 30 mm **5 139 074 630**

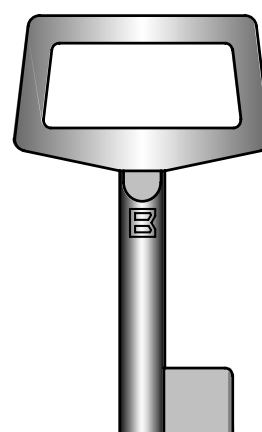
102


Halm 6 mm

Halmlänge

M 30 mm **5 134 102 630**
M 35 mm **5 134 102 635**
B 30 mm **5 135 102 630**
B 35 mm **5 135 102 635**

139


Halm 6 mm

Halmlänge

M 30 mm **5 134 139 630**
M 35 mm **5 134 139 635**
M 40 mm **5 134 139 640**

* Lieferung solange der Vorrat reicht

56 (Delivery while stocks last)

Brass furniture keys

Möbelschlüssel aus Messing Art. 134 - 136 - 137

Messing (M) Anthrazit (A)

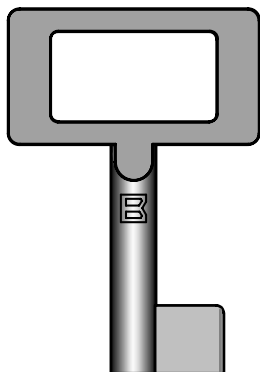
vernickelt
blank (VB)

Halm 5 mm - Bohrung 3,7 mm

Halm 6 mm - Bohrung 4,4 mm

Bart 9 x 9 mm

149



Halm 6 mm

Hallmlänge

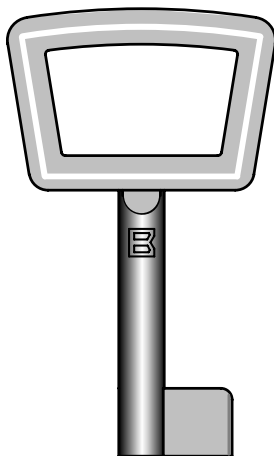
M 30 mm **5 134 149 630**

M 40 mm **5 134 149 640**

A 30 mm **5 136 149 630**

A 40 mm **5 136 149 640**

754



Halm 5 mm

Hallmlänge

A 25 mm **5 136 754 525 ***

A 35 mm **5 136 754 535 ***

Halm 6 mm

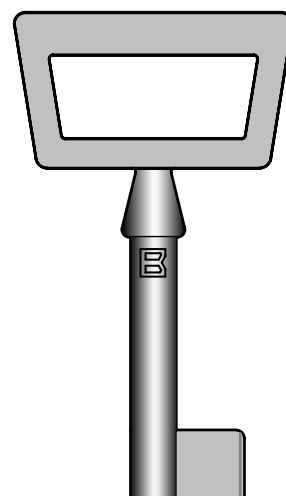
M 25 mm **5 134 754 625 ***

M 35 mm **5 134 754 635 ***

A 25 mm **5 136 754 625 ***

A 35 mm **5 136 754 635 ***

4791



Halm 5 mm

Hallmlänge

A 24 mm **5 136 791 524 ***

A 35 mm **5 136 791 535 ***

Halm 6 mm

M 42 mm **5 134 791 642**

~~A 24 mm **5 136 791 624 ***~~

~~A 35 mm **5 136 791 635 ***~~

~~A 42 mm **5 136 791 642 ***~~

VB 35 mm **5 137 791 635 ***

Möbelschlüssel aus Messing

P 16 Brass furniture keys **P 17**

Art. 134P - 135P

Messing

Bronze

durchgehend Bart 13 x 9 mm

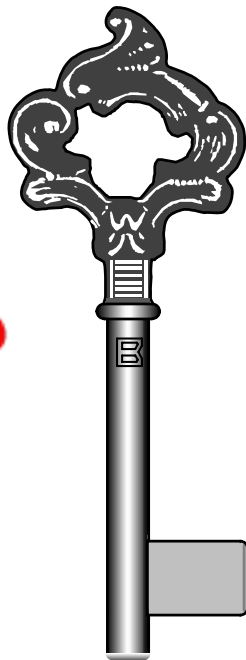
P 43



Halm 6 mm

B 45 mm Hallmlänge

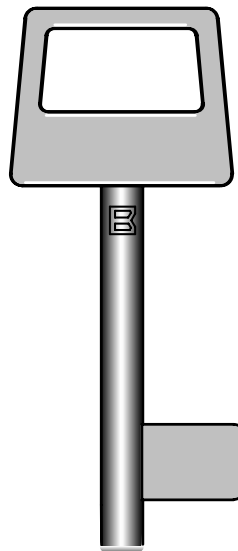
5 135 P16 D00



Halm 6 mm

B 45 mm Hallmlänge

5 135 P17 D00

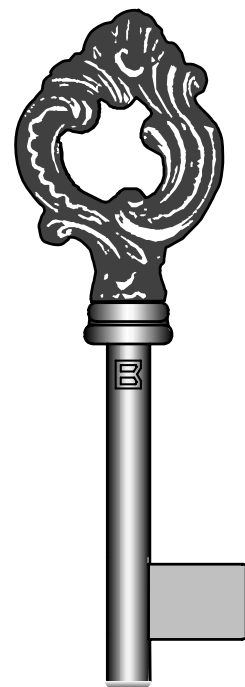


P 32

Halm 6 mm

M 48 mm Hallmlänge

5 134 P32 D00 *



Halm 6 mm

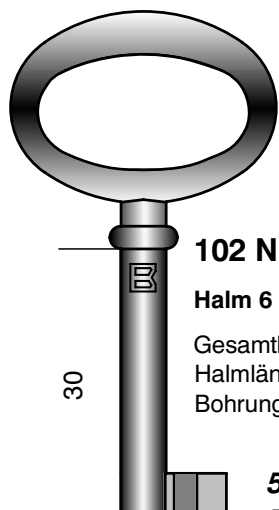
B 45 mm Hallmlänge

5 135 P43 D00

* Lieferung solange der Vorrat reicht
(Delivery while stocks last)

Brass furniture keys

Möbelschlüssel aus Messing Art. 134 gebohrt



102 N

Halm 6 mm

Gesamtlänge 66 mm

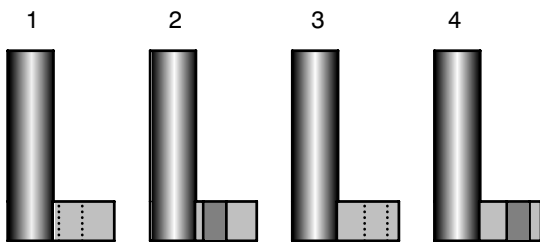
Halmstärke 35 mm

Bohrung 4,3 mm

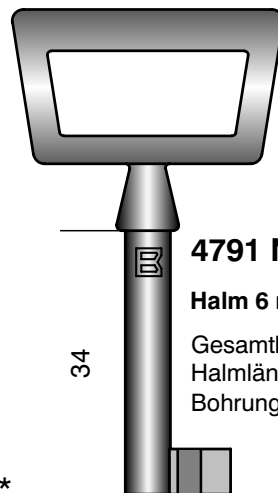
5 134 102 N01 -
5 134 102 N04

mit Nutbärten - System JuNie

6 mm Barthöhe



5 134 791 N01 - *
5 134 791 N04 *



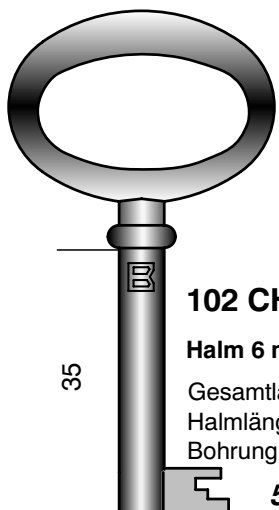
4791 N

Halm 6 mm

Gesamtl. 64 mm

Halmstärke 43 mm

Bohrung 4,4 mm



102 CH

Halm 6 mm

Gesamtlänge 66 mm

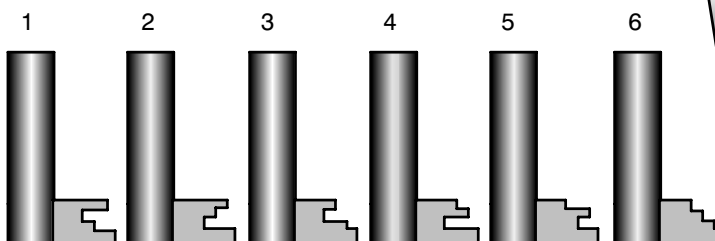
Halmstärke 40 mm

Bohrung 4,4 mm

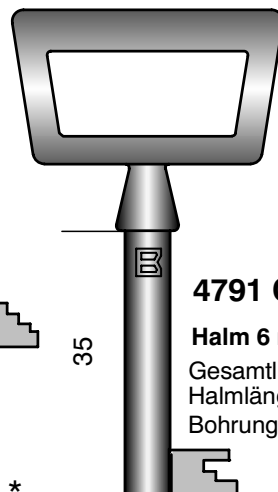
5 134 102 C01 -
5 134 102 C06

mit Chubb-Bärten - System JuNie

6 mm Barthöhe



5 134 791 C01 - *
5 134 791 C06 *



4791 CH

Halm 6 mm

Gesamtl. 64 mm

Halmstärke 43 mm

Bohrung 4,4 mm

Möbelschlüssel-Reiden

aus Messing, für 5 mm Halmstärke
für 6 mm Halmstärke

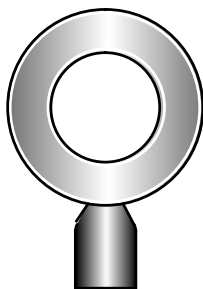
Art. 134 R

5 134 R07 500 - 5 134 R44 500


5 134 R07 600 - 5 134 R44 600




7



15 *



16 *



33 *



43 *



44 *

DISCONTINUED

* Lieferung solange der Vorrat reicht

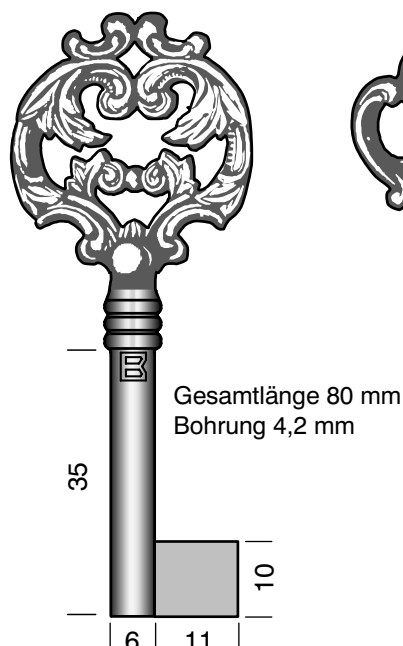
58 (Delivery while stocks last)

Furniture keys

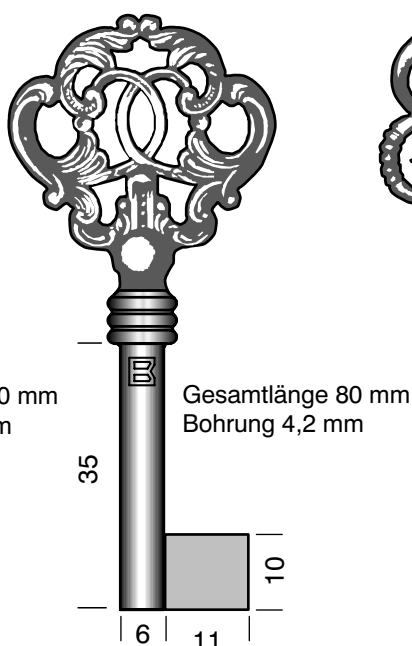
Möbelschloss-Schlüssel Guss, gebohrt

Altmessing, kupferfarben, vernickelt und unvernickelt

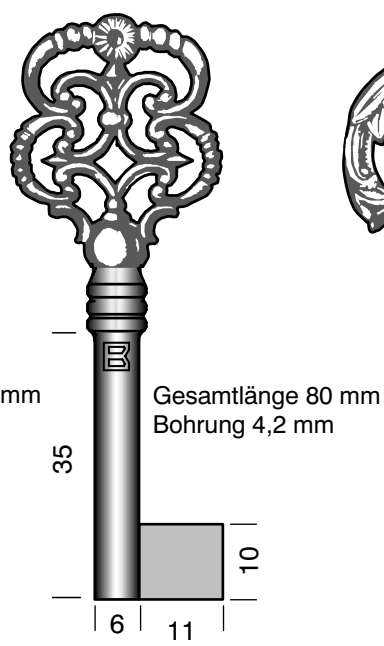
Art. 5/7



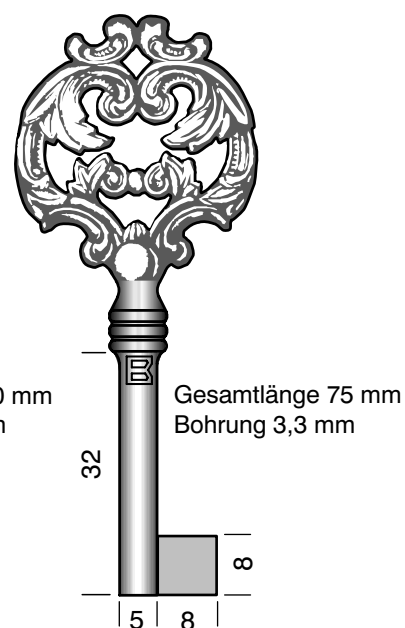
Art. 5/8



Art. 5/9



Art. 5/10



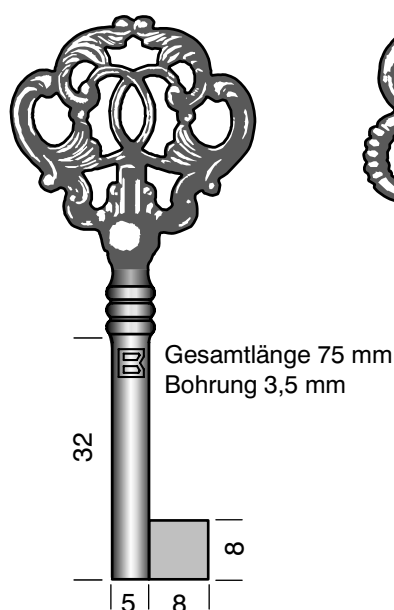
Altmessing **6 005 780 100**
kupferfarben **6 005 780 200**
vernickelt **6 005 780 400**
unvernickelt **5 005 780 500**

Altmessing **6 005 880 100**
kupferfarben **6 005 880 200**
vernickelt **6 005 880 400**
unvernickelt **5 005 880 500**

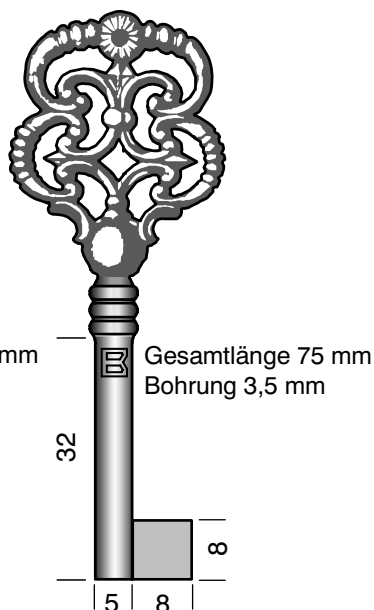
~~Altmessing 6 005 980 100~~
~~kupferfarben 6 005 980 200~~
~~vernickelt 6 005 980 400~~
~~unvernickelt 5 005 980 500~~

Altmessing **6 005 100 100**
kupferfarben **6 005 100 200**
vernickelt **6 005 100 400**
unvernickelt **5 005 100 500**

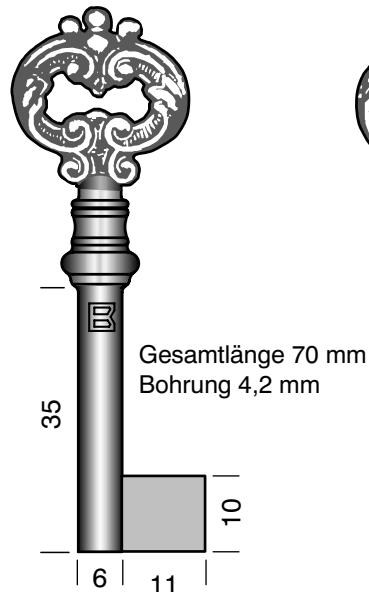
Art. 5/11



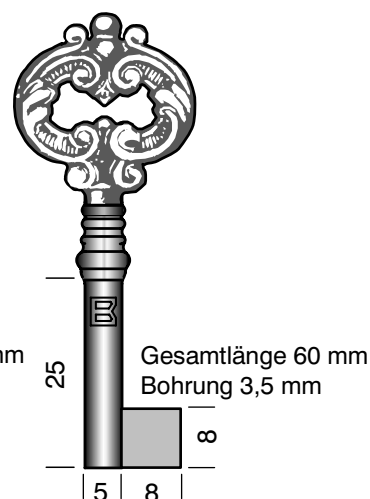
Art. 5/12



Art. 5/13



Art. 5/14



Altmessing **6 005 110 100**
kupferfarben **6 005 110 200**
vernickelt **6 005 110 400**
unvernickelt **5 005 110 500**

Altmessing **6 005 120 100**
kupferfarben **6 005 120 200**
vernickelt **6 005 120 400**
unvernickelt **5 005 120 500**

~~Altmessing 6 005 130 100~~
~~kupferfarben 6 005 130 200~~
~~vernickelt 6 005 130 400~~
~~unvernickelt 5 005 130 500~~

Altmessing **6 005 140 100**
kupferfarben **6 005 140 200**
vernickelt **6 005 140 400**
unvernickelt **5 005 140 500**

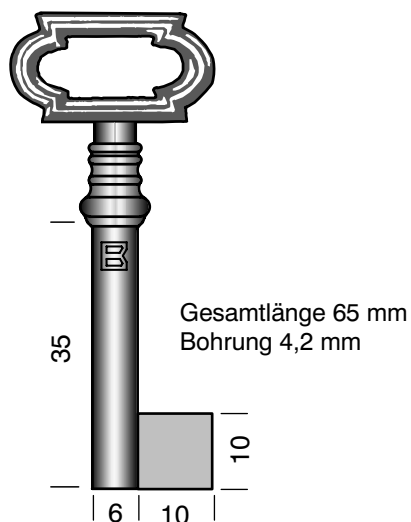
Furniture keys

Möbelschloss-Schlüssel

Guss, gebohrt

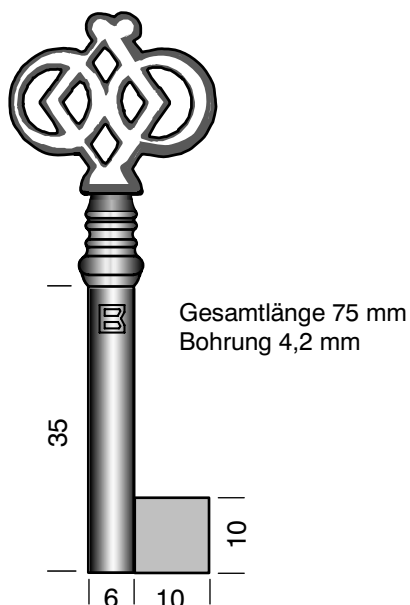
Altmessing, kupferfarben, vernickelt und unvernickelt

Art. 5/21



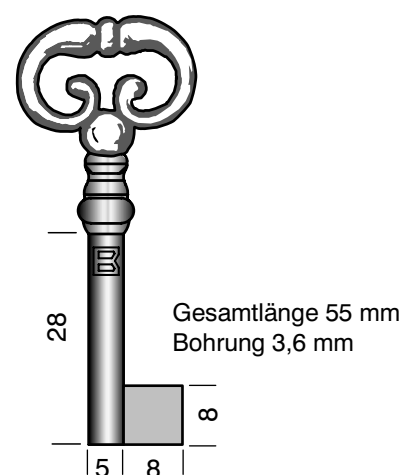
Altmessing **6 521 675 100**
kupferfarben **6 521 675 200**
unvernickelt **6 521 675 500**

Art. 5/23



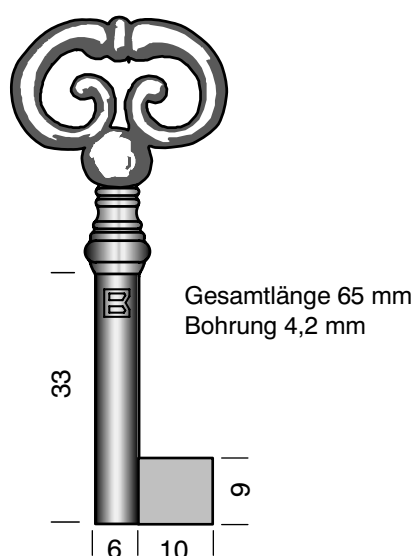
~~Altmessing **6 523 675 100**~~
~~kupferfarben **6 523 675 200**~~
~~unvernickelt **6 523 675 500**~~

Art. 5/24



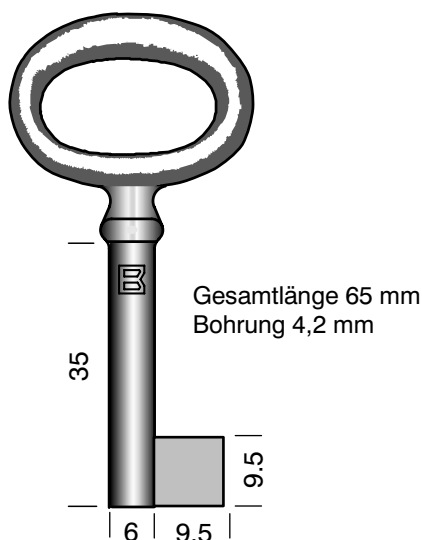
Altmessing **6 524 555 100**
kupferfarben **6 524 555 200**
unvernickelt **6 524 555 500**

Art. 5/25



Altmessing **6 525 667 100**
kupferfarben **6 525 667 200**
vernickelt **6 525 667 400**
unvernickelt **6 525 667 500**

Art. 5/26



Altmessing **6 526 665 100**
kupferfarben **6 526 665 200**
vernickelt **6 526 665 400**
unvernickelt **6 526 665 500**

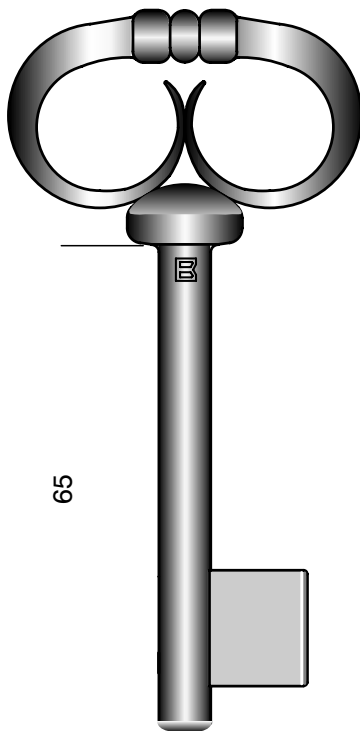
Furniture and chest keys

Möbel- und Truhenschlüssel Art. 130

6 130 000 TR1 - 6 130 000 TR7

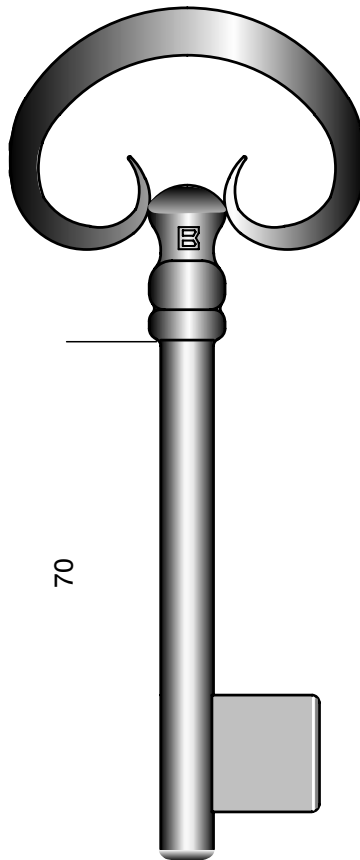
Guss unvernickelt

TR 1



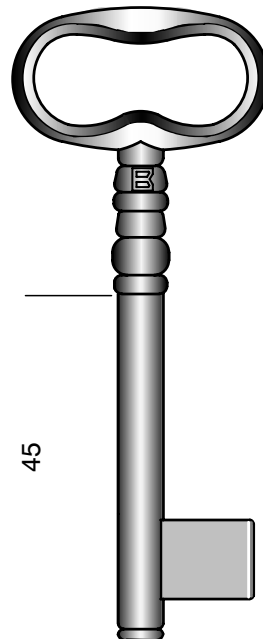
durchgehend
Gesamtlänge 95 mm
Halmstärke 7 mm
Bart 12,5x14,5 mm

TR 2



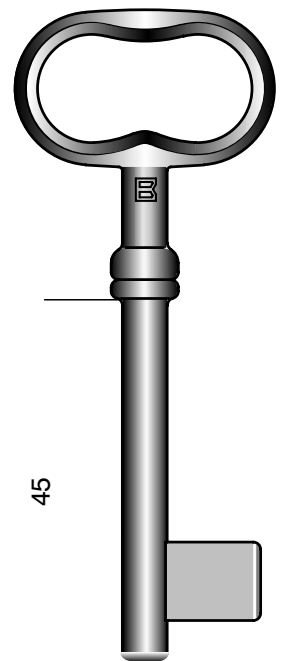
durchgehend
Gesamtlänge 115 mm
Halmstärke 6,5 mm
Bart 14x15 mm

TR 3



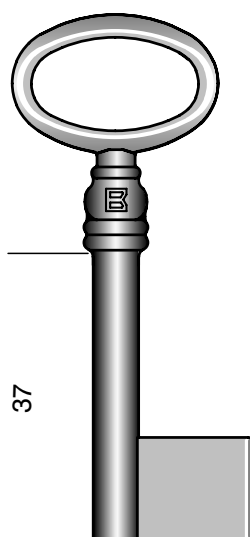
durchgehend
Gesamtlänge 85 mm
Halmstärke 6 mm
Bart 12x10 mm

TR 4



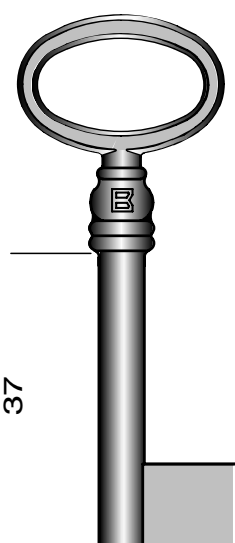
durchgehend
Gesamtlänge 85 mm
Halmstärke 6 mm
Bart 13x10 mm

TR 5



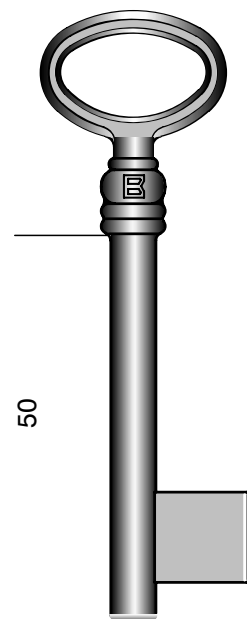
gebohrt 4,2 mm
Gesamtlänge 70 mm
Halmstärke 6 mm
Bart 14x13,5 mm

TR 6



gebohrt 4,2 mm
Gesamtlänge 70 mm
Halmstärke 6 mm
Bart 12x10,5 mm

TR 7



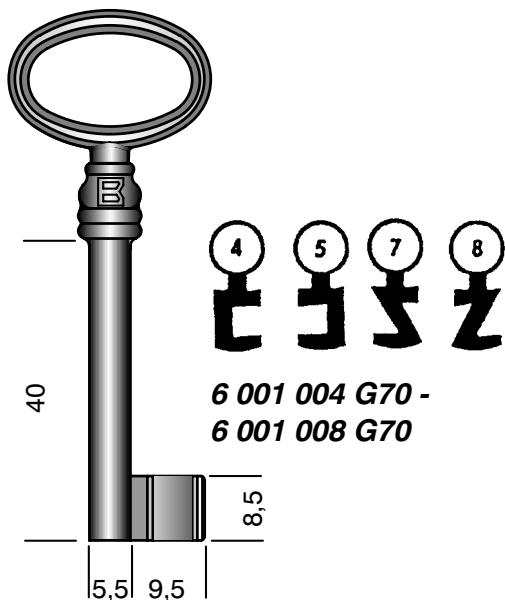
durchgehend
Gesamtlänge 80 mm
Halmstärke 5,5 mm
Bart 12x12 mm

Furniture and chest keys

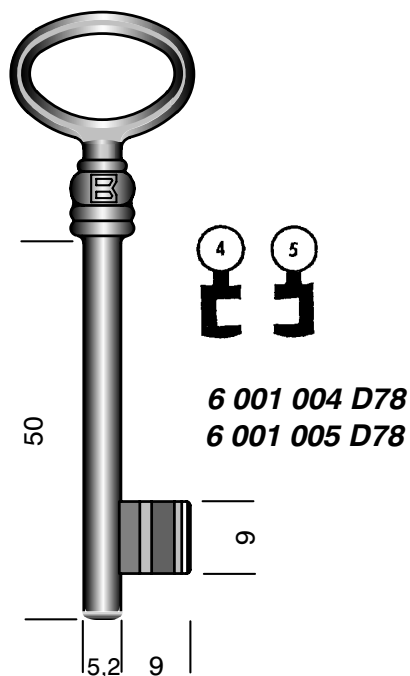
Möbel- und Truhenschlüssel Art. 1

Guss unvernickelt

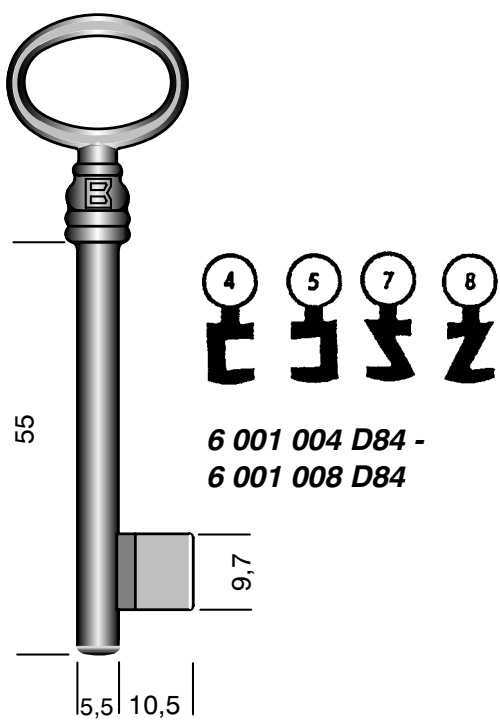
70 mm
gebohrt 4,2 mm



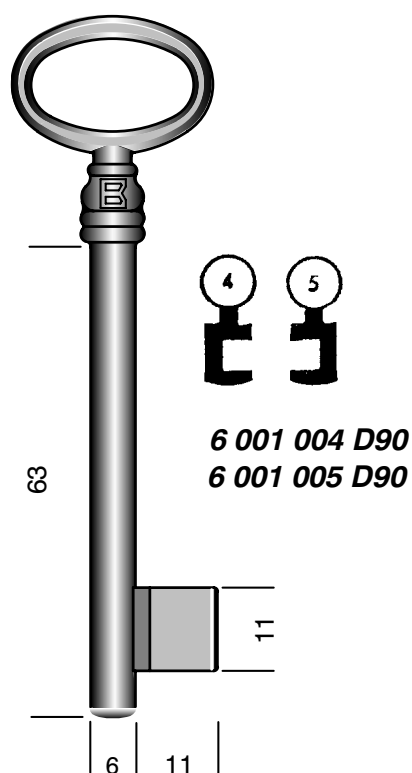
78 mm
durchgehend



84 mm
durchgehend



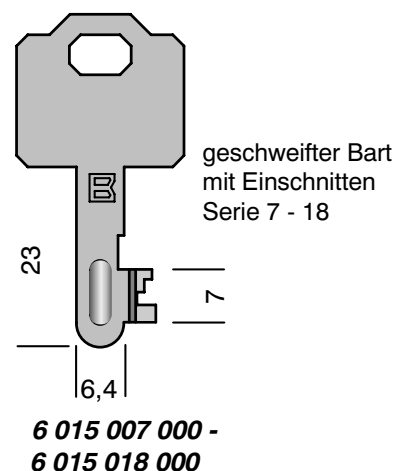
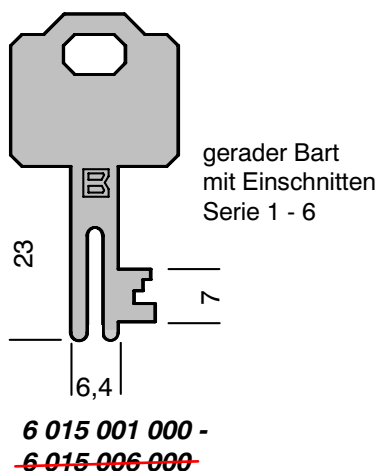
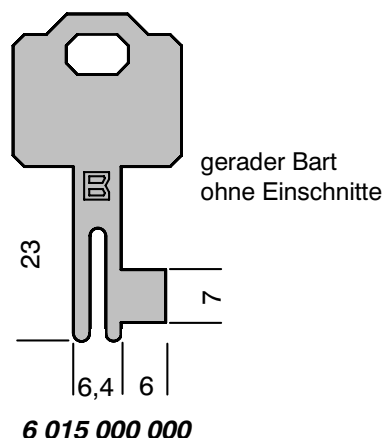
90 mm
durchgehend



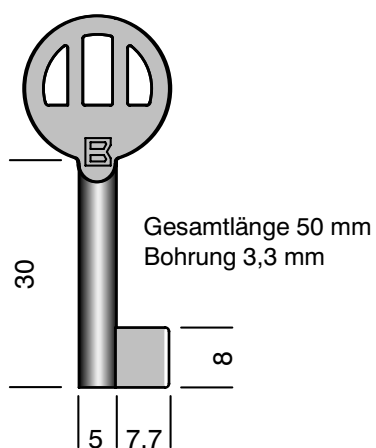
Post box keys

Briefkasten- und Spardosen-Schlüssel

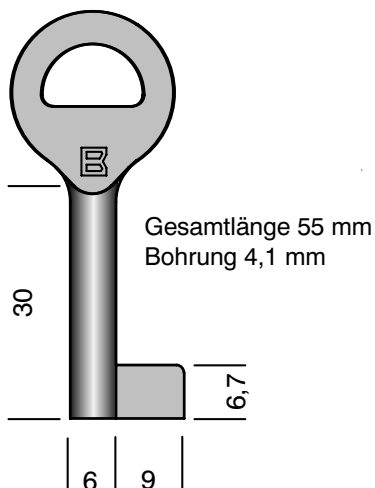
Art. 15



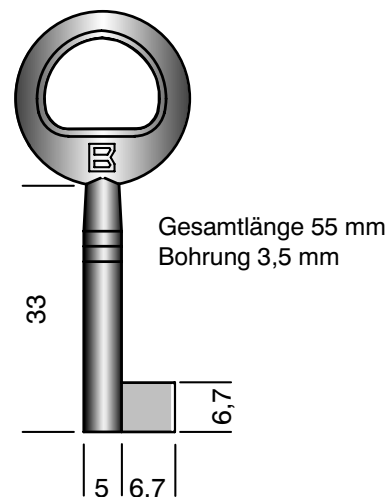
Art. 19 6 019 000 000



Art. 19 S 6 019 S00 000



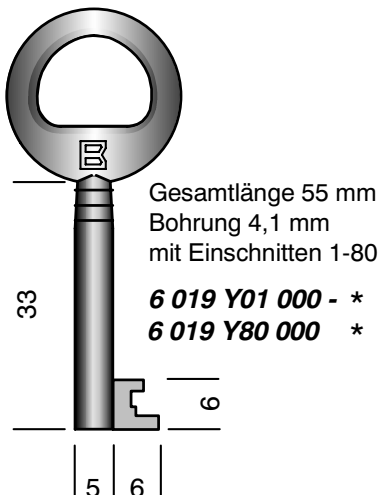
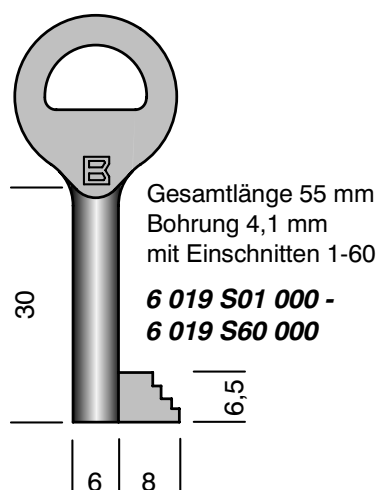
Art. 19YZ 6 019 YZ0 000



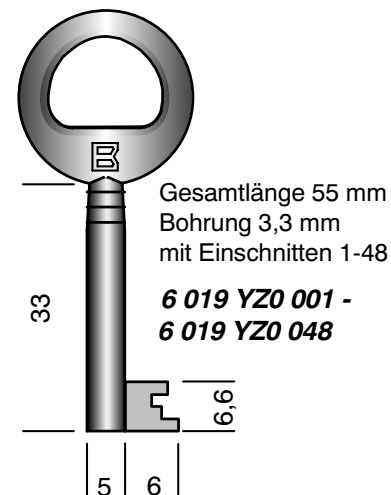
Serie 19Y *

System Junie, Meteor

Serie 19 S

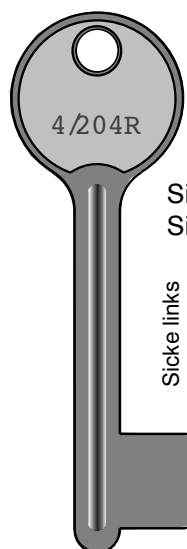


Serie 19YZ

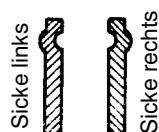


Flache Möbel-, Schließfach- und Automaten-Schlüssel **Art. 4**

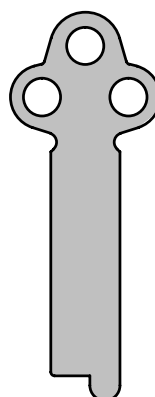
Nr. 204



Sicke links **6 004 204 L00**
Sicke rechts **6 004 204 R00**



Nr. 240




für Grünig-
Automaten

6 004 240 000

Übergabeschlüssel

Metall, handgegossen,
24 Karat vergoldet, in samtausgelegter
Präsentschachtel
Maße: 316 x 123 mm
Gewicht: 1468 g

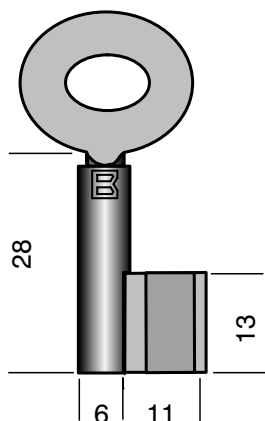
7 392 000 005



Steel keys

Stahlschlüssel

gebohrt 4,1 mm



ST 20
7 020 000 000 *

ST 21
7 021 000 000 *

ST 28
7 028 000 000 *

ST 29
7 029 000 000 *

ST 30
7 030 000 000 *

ST 31
7 031 000 000 *

ST 18
7 018 000 000 *

ST 32
7 032 000 000 *

ST 19
7 019 000 000 *

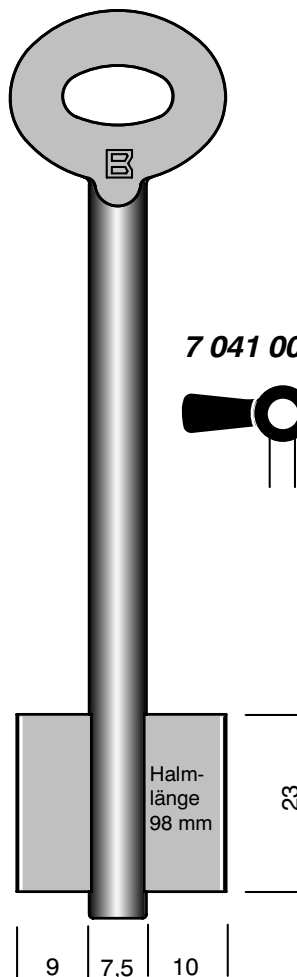
ST 34
7 034 000 000 *

Steel double-bitted keys

Stahl-Doppelbart-Schlüssel

gebohrt

ST 41

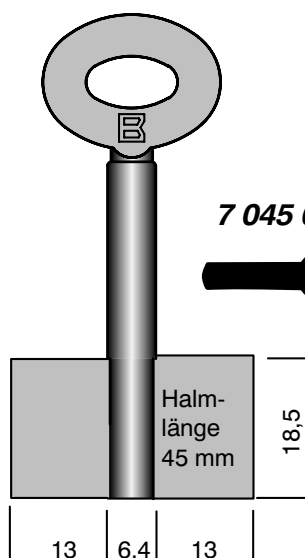


7 041 000 000 *

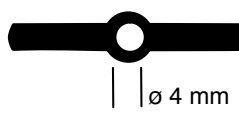


ø 4 mm

ST 45



7 045 000 000 *

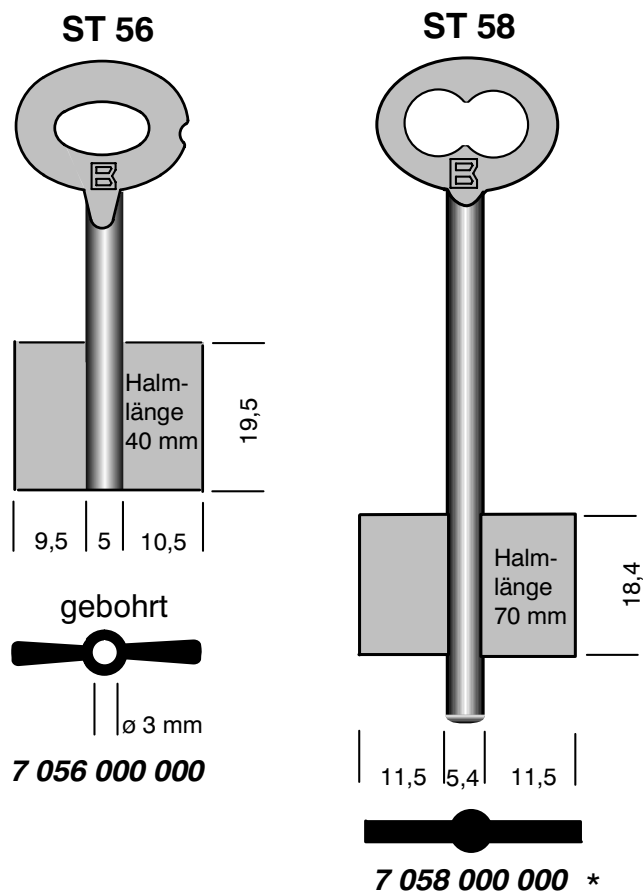


ø 4 mm

Halm-
länge
45 mm

Stahl-Doppelbart-Schlüssel

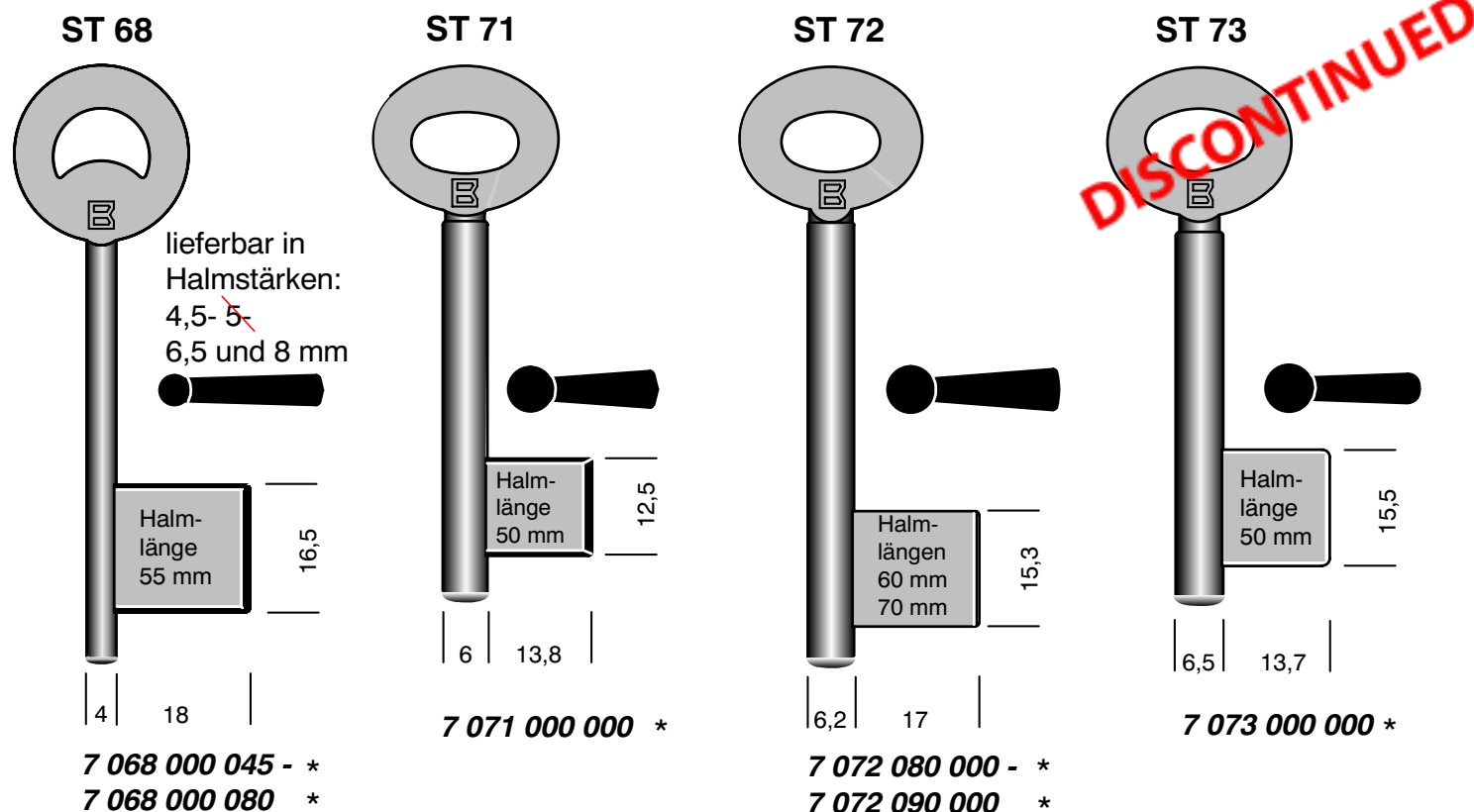
Steel double-bitted keys



Stahl-Einbart-Schlüssel

durchgehend

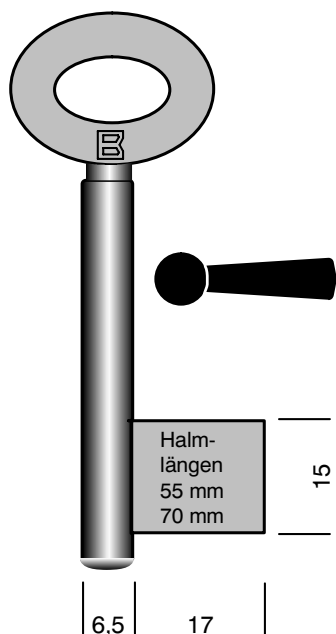
Steel single-bitted keys



Steel single-bitted keys

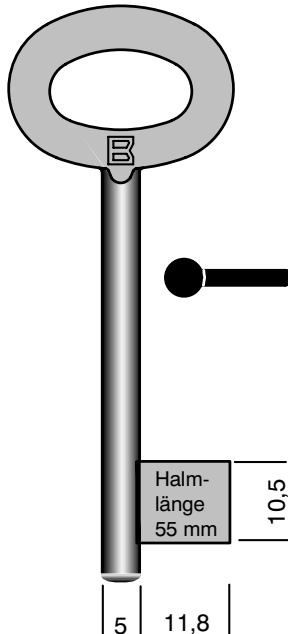
Stahl-Einbart-Schlüssel durchgehend

ST 74



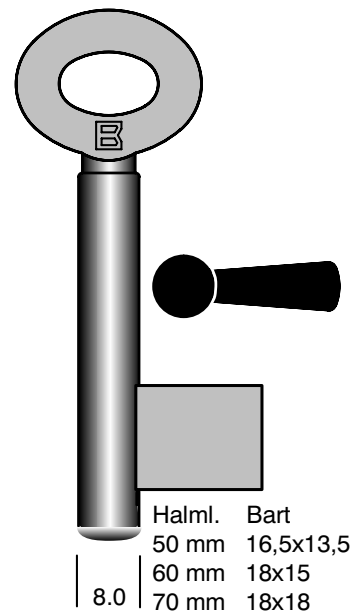
7 074 075 000 *
7 074 090 000 *

ST 78



7 078 000 000 *

ST 83

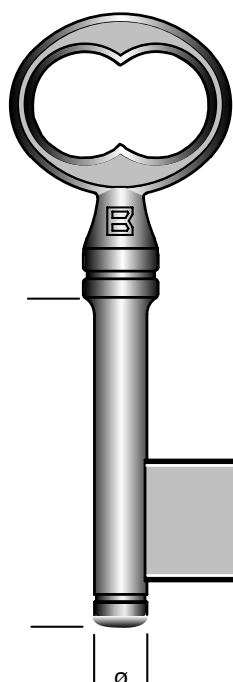


7 083 070 000 *
7 083 080 000 *
7 083 090 000 *

Steel single-bitted keys

Stahl-Einbart-Schlüssel durchgehend

ST 89



ST 89 mit Gradbart



Gesamtlänge	Halm-länge	Halmstärke	Bart
110	65	7,5	15x16
150	100	9	22x25

7 089 110 G75 *
7 089 150 G90 *

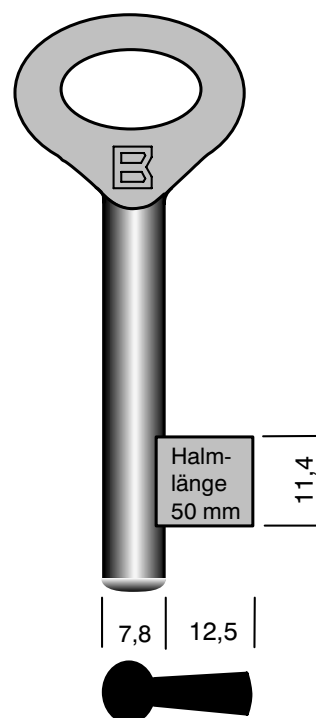
ST 89 mit Vollbart



Gesamtlänge	Halm-länge	Halmstärke	Bart
80	40	7	15x16
90	50	7	15x16

7 089 080 V70 *
7 089 090 V70 *

ST 94

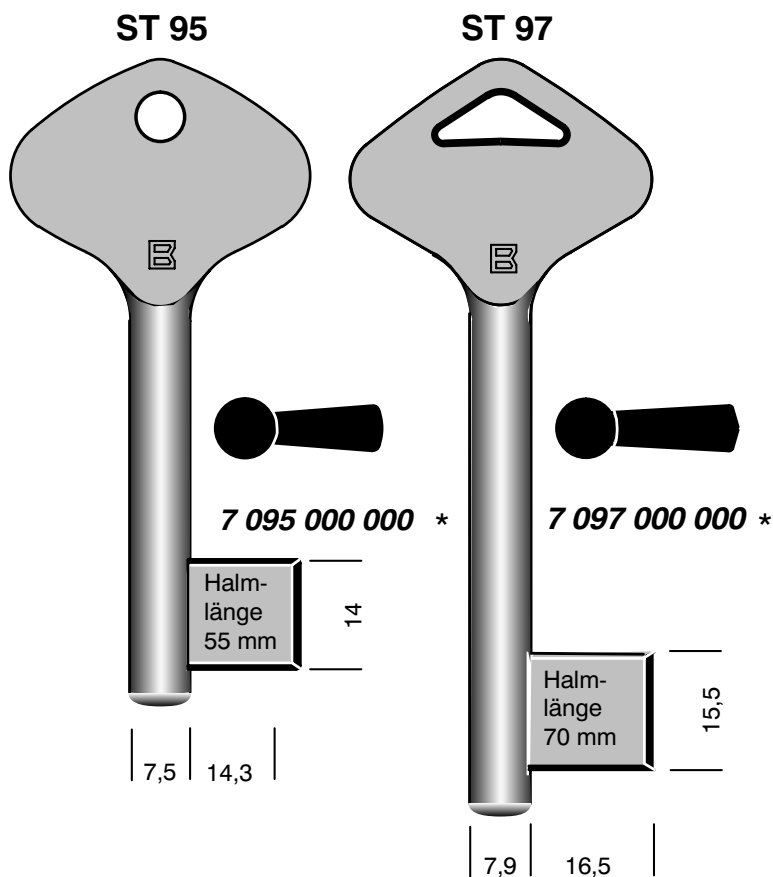


7 094 000 000 *

* Lieferung solange der Vorrat reicht
(Delivery while stocks last)

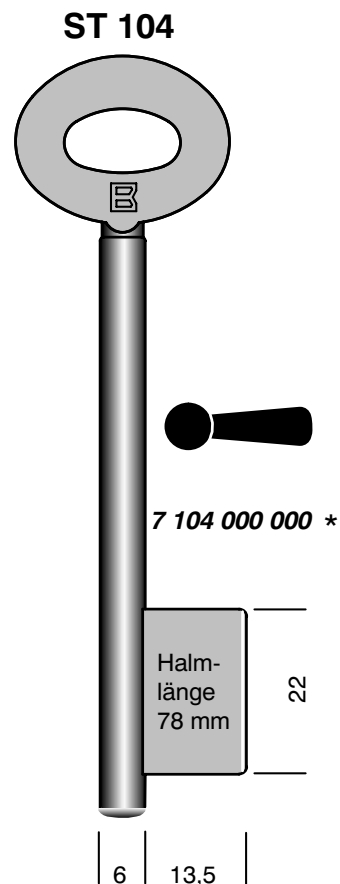
Steel single-bitted keys

Stahl-Einbart-Schlüssel



Steel single-bitted keys

Stahl-Einbart-Schlüssel

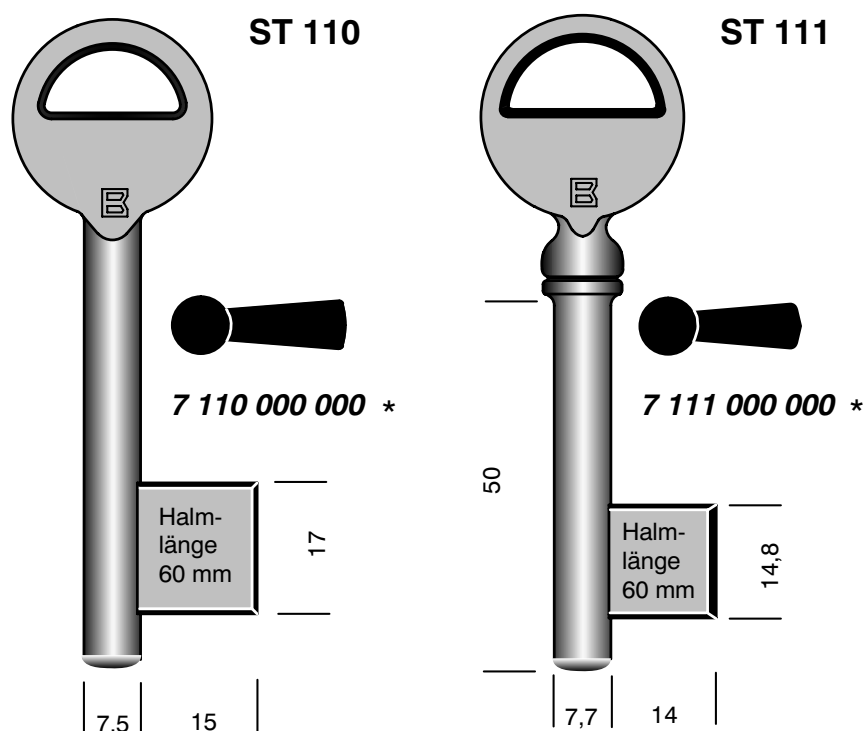


Steel single-bitted keys

Stahl-Einbart-Schlüssel

mit halbvoller Reide

durchgehend



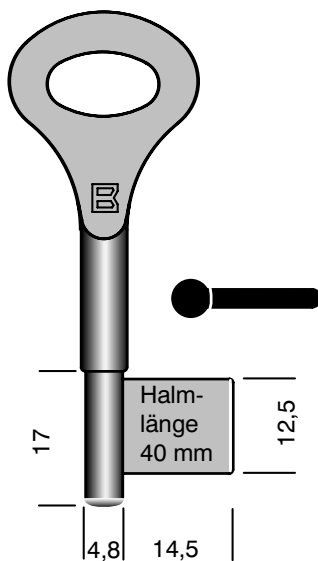
* Lieferung solange der Vorrat reicht
(Delivery while stocks last)

Steel keys with collars

Stahl-Ansatz-Schlüssel

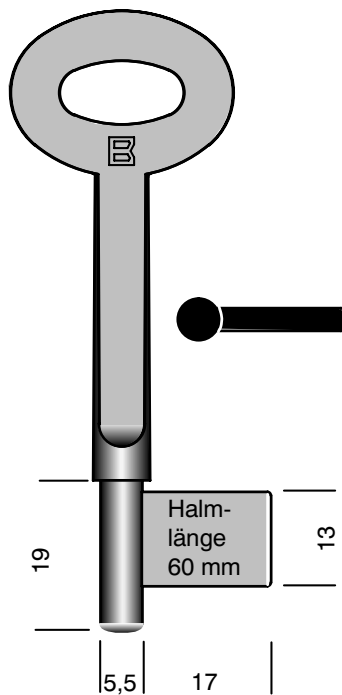
durchgehend

St 120



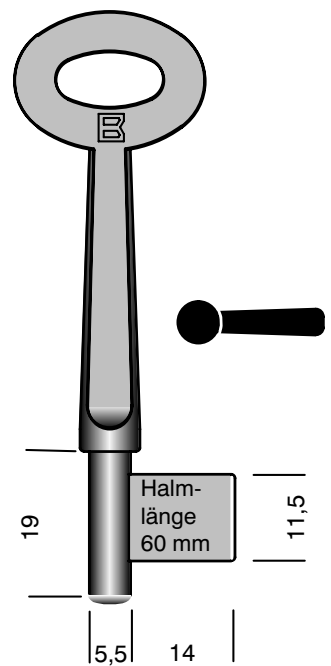
7 120 000 000 *

St 125



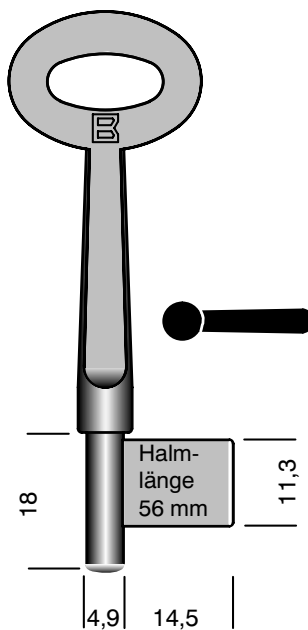
7 125 000 000 *

St 126



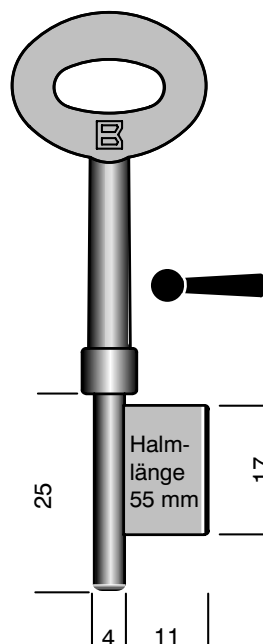
7 126 000 000 *

St 127



7 127 000 000 *

St 134



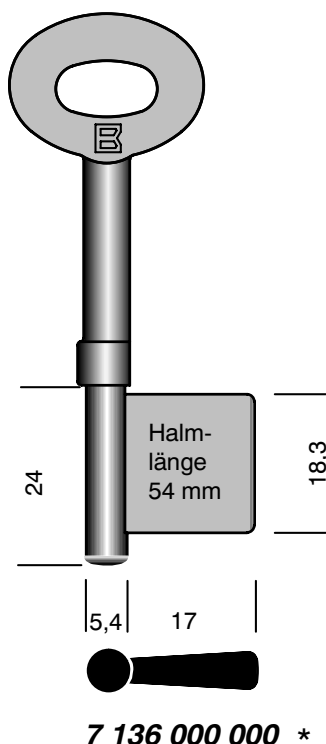
7 134 000 000 *

* Lieferung solange der Vorrat reicht
(Delivery while stocks last)

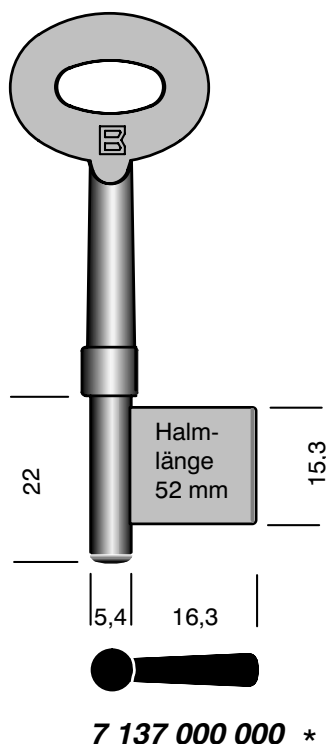
Steel keys with collars

Stahl- Ansatz-Schlüssel durchgehend

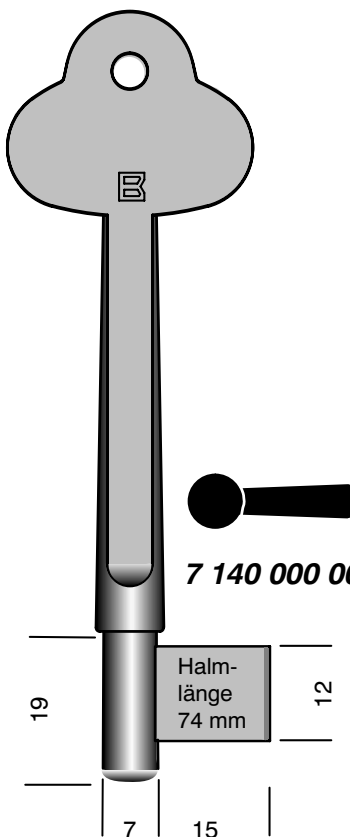
ST 136



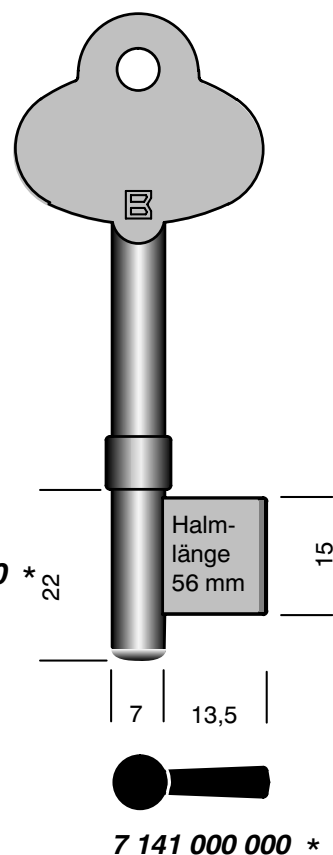
ST 137



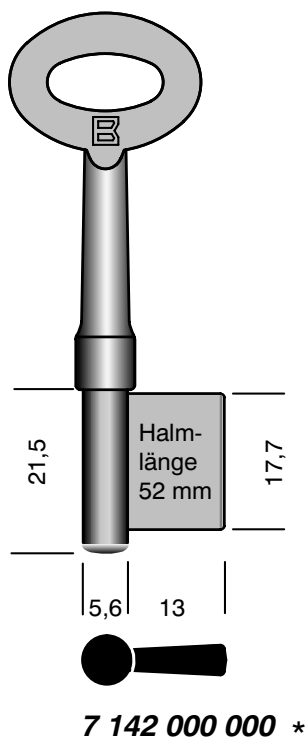
ST 140



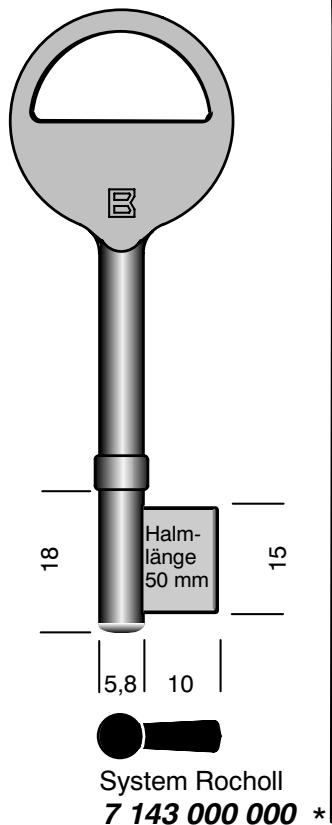
ST 141



ST 142



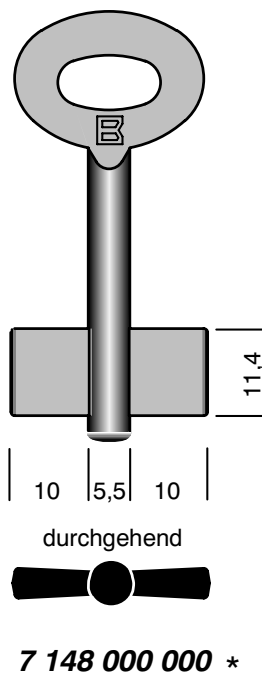
ST 143



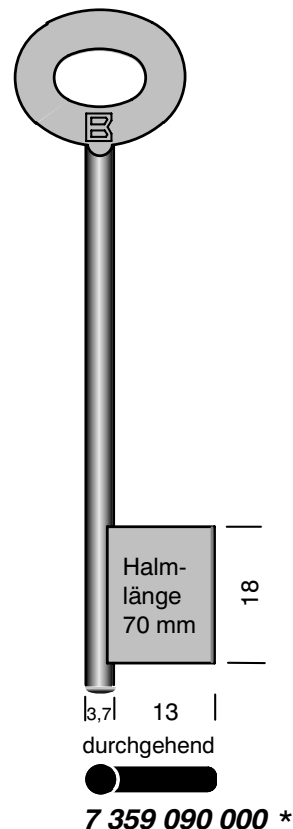
Steel keys

Stahlschlüssel

ST 148



ST 359
System CTC



* Lieferung solange der Vorrat reicht
(Delivery while stocks last)

Key Cutting Machine

Schlüssel-Fräsmaschine Börkey 173 LORD



Für rechtwinklige Zuhaltungs-
einschnitte in Einbart- und
komplizierte Doppelbart-
schlüssel.

Schwere, robuste Ausführung.

Merkmale:

Getriebemotor.

Geschliffene Rundführungen.

Steuerung und Arretierung der
Schlüsselhalter-Aufnahme über
Doppelfunktions-Hebel in X- und
Y-Richtung.

Haltevorrichtung gegen Verdrehen
des zu fräsenden Rohlings.

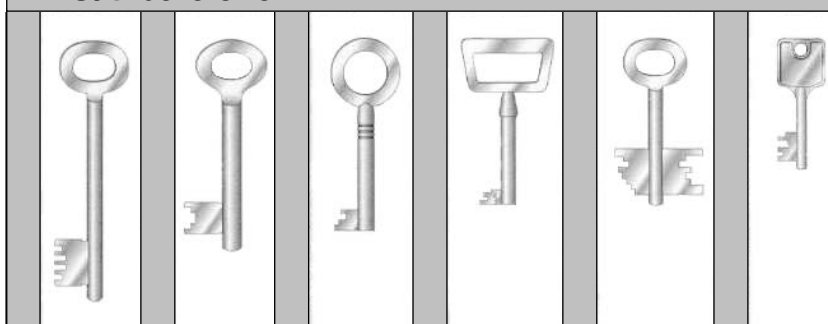
Fräser-Schnellspannung.

Einteilige Fühlerplatte.

Wartungsarm.

Areas of application:

Einsatzbereiche:



Grundausrüstung:

Schlüsselhalter für rechtwinklige
Zuhaltungen.

Fühlerplatte 1,0 - 1,5 - 2,0 mm

Schlitzfräser 80 x 1,0 - 1,5 - 2,0 mm

Sonderausstattung:

Nutenschlitten
Doppelbartschlitten

Technische Daten:

Gewicht: 47 kg
Platzbedarf: 50x 30x30 cm
Motor: 230V/ 50Hz
Leistung: 200 W

Key Cutting Machine

Schlüssel-Fräsmaschine

Börkey 200 eurocompact









Für rechtwinklige Zuhaltungseinschnitte in Einbart- und einfache Doppelbartschlüssel. Kompaktbauweise

Merkmale:

Schwalbenschwanz-Führungen, nachstellbar.
Steuerung und Arretierung der Schlüsselhalter-Aufnahme über Doppelfunktions-Hebel in X- und Y-Richtung.
Haltevorrichtung gegen Verdrehen des zu fräsenden Rohlings.
Fühler-Schnellwechsel, vorjustierbar.
Fräser-Schnellspannung.
Wartungsarm.

Areas of application:

Einsatzbereiche:

Gradbartschlüssel	Chubbbschlüssel	Möbelschlüssel	Möbelzierschlüssel	Doppelbartschlüssel	Schließfachschlüssel
					

Grundausrüstung:

Schlüsselhalter für rechtwinklige Zuhaltungen.

Sonderausstattung:

Nutenschlitten
Doppelbartschlitten

Technische Daten:

Gewicht: 30 kg
Platzbedarf: 35x 32x32 cm
Motor: 230V/ 50Hz
Leistung: 205 W

Key Vise

Schlüsselschraubstock

Schlüsselbearbeitung ohne Umspannen

für Guss- und Stahlschlüssel
mit Halmstärken von 4 - 10 mm

stufenlos horizontal und vertikal
um 360° drehbar

bis zu 85° neigbar

in jeder beliebigen Stellung
feststellbar

Spannklaue mit austauschbaren
Einsatzbacken

7 000 SK0 000



Schlüssellehre

zum Prüfen von Schlüsselbärten
und Zuhaltungseinschnitten
(Guss- und Stahlschlüssel)

mit gehärteten 0,5 mm starken
Abtastlamellen

mit Sicherung gegen das
Herausfallen der Lamellen

7 801 000 000



Digitaler Messschieber

Messbereich bis 150 mm

7 323 000 150



Sperrzeuge

Stahl geschmiedet, glanzvernickelt,
mit oval abgeflachten Halmenden

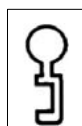


Serie	Artikelbeschreibung	Bestellnr.
K	für Chubb-Einsteckschlösser mit 4 Zuhaltungen, 12 Sperrhaken, Werkhöhe 10 mm, Gesamtlänge 110 mm, Halmstärke 5 mm	7 324 850 K00
O	für Buntbart- und Besatzungs-Einsteckschlösser, 15 Sperrhaken in verschiedenen Werkhöhen, Gesamtlänge 110 mm, Halmstärke 5 mm	7 324 850 O00



Zimmertür-Einsteckschlösser für Buntbart

Falle und Riegel aus Zinkdruckguss,
mit rundem Stulp 20 mm x 230 mm, 1-tourig,
Kasten 145 mm x 15 mm



Dorn- maß mm	Abstand mm	Nuss/Material mm	Anschlag DIN	Best.-Nr.
55	72	8 / Kunststoff	links	7 327 140 BBL
55	72	8 / Kunststoff	rechts	7 327 140 BBR



Buntbarteinsatz

mit einem Schlüssel und Stulpschraube

7 327 000 BBE

Some additional translations:

German	English
--------	---------

altmessing	old brass
------------	-----------

bart	bit (beard)
------	-------------

doppelbart	double bitted
------------	---------------

durchgehend	solid
-------------	-------

gebohrt	hollow stem
---------	-------------

guss	cast
------	------

halm	pin (stem)
------	------------

kupferfarben	copper colored
--------------	----------------

messing	brass
---------	-------

schlüssel	key
-----------	-----

stahl	steel
-------	-------

vernickelt	nickel plated
------------	---------------

NOTIZEN

Kennen Sie schon unsere Internetseiten?



Bitte besuchen Sie uns unter www.boerkey.de

Rohlinge suchen

Guss-, Möbel- und Stahl Schlüssel

Artikel-Nr: z. B.: 946, A29, 27/103 etc.

Schlossfabrikat: z. B.: BKS, Beyer und Müller, etc.

Verwendungszweck: z. B.: Chubb-Schlüssel, Zählerschrankschlüssel, etc.

Material:

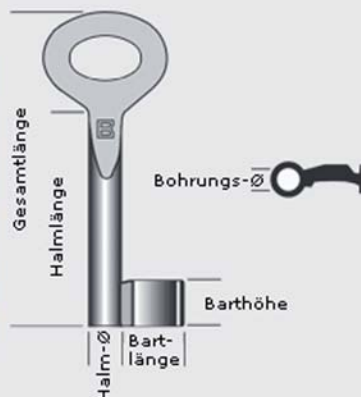
Beachten Sie bitte auch unsere Hinweise auf der Seite ["Rohlingsfindung - Erklärungen - Maßbegriffe"](#)



Erweiterte Suche

Liegen Ihnen keine Angaben vor oder möchten Sie die Suche erweitern, vermessen Sie den Schlüssel wie folgt:

Gesamtlänge:	<input type="text" value="5,0"/>	<input type="text" value="5,0"/>
Halmlänge:	<input type="text" value="2,0"/>	<input type="text" value="2,0"/>
Halm-Ø:	<input type="text" value="0,30"/>	<input type="text" value="0,30"/>
Bartlänge:	<input type="text" value="0,30"/>	<input type="text" value="0,30"/>
Barthöhe:	<input type="text" value="0,30"/>	<input type="text" value="0,30"/>
Bohrungs-Ø:	<input type="text" value="0,30"/>	<input type="text" value="0,30"/>

[Info Toleranzvorgaben](#)





August Börkey Nachf. GmbH · Geerstraße 4-12 · 58285 Gevelsberg
Telefon 0 23 32 / 70 06 - 0 · Telefax 0 23 32 / 70 06 - 22
E-Mail verkauf@boerkey.de · www.boerkey.de