


Augmentation kit for the Mini Rig


The items in this kit have been selected to enhance and improve the performance of the StrongArm Mini Rig. The following is a list of the kit contents and their uses:

Fiber washers. (5 included) Before bolting the rig base to a template, ensure the base and Hollow Bore bolt are free from grease, oil and dirt, then place one fiber washer on the Hollow Bore bolt. The fiber washer will greatly increase the grip of the bolt. This will eliminate the need to over-tighten and the Hollow Bore bolt will be much less likely to vibrate loose while drilling. Use them over and over again.




3/4" combination wrench.



Use the box end of this wrench to tighten the Hollow Bore bolt when attaching the base to a template.



O-rings. (3 included) Place an O-ring on each of the three spoke handles. The O-rings will grip as each handle is tightened. This will prevent the handles from vibrating loose while drilling. If a handle comes loose and turning pressure is applied, the threaded stud can be damaged. Be sure the handles are hand tight. With the O-rings in place there is no need to use a wrench or pliers.



Quick Coupler. Instead of attaching your drill directly to the shaft of your Mini Rig, this Quick Coupler fits in your drill chuck and slides over the Mini Rig's shaft for quick attachment and release.



Created by
Paragon Tools, LLC
paragontools.net

Augmentation Kit for the Mini Rig

Stock code: MB19
Available from MBA USA, Inc.
mbausa.com

Augmentation kit for the Mini Rig

The items in this kit have been selected to enhance and improve the performance of the StrongArm Mini Rig. The following is a list of the kit contents and their uses:

Spare screws kit. (6 screws, 1 hex wrench included) As the template attaching screws in your Mini Rig get worn, they should be replaced. The Augmentation Kit includes a set of spares along with a spare hex wrench.



Metric screws and hex wrench. (4 screws, 1 hex wrench included) In cases where a safe, ATM, or other container has metric screw holes for attaching the dial ring or keypad, use these screws for attaching the template. The augmentation kit includes 2 each of two lengths of metric screws and a matching metric hex wrench. The metric items are blue to make them easily distinguishable from the SAE screws and hex wrenches in your Mini Rig kit.



Cone point set screws with matching hex wrench.

(4 screws, 1 hex wrench included) Replace the existing set screws in the cup of your dial puller with these cone point set screws. The pointed ends will grip a dial with much more holding power.



1/2" Open socket wrench. Use this unique style socket wrench on the pusher bolt when pressing off dials. The design of the open socket offers more control than using an adjustable wrench or a box wrench.



1" Chip brush. Keep your rig clean by brushing away shavings and other debris with this handy little brush.



Created by
Paragon Tools, LLC
paragontools.net

Augmentation Kit for the Mini Rig
Stock code: MB19
Available from MBA USA, Inc.
mbausa.com