







REXA 3 AND 3-DSB *ADDING A BRUSH*



1. REMOVE 2 SCREWS TO EXPOSE DRIVE BELT AND PULLEYS.
2. REMOVE SCREW AND SPACER.



3. INSTALL WIRE BRUSH STUD (**BOR-P/WBS**)
4. FOR EXPOSED-BRUSH INSTALLATION, RE-INSTALL ORIGINAL COVER.



5. INSTALL WIRE BRUSH (**BOR-P/WB1**), OR SUBSTITUTE **KUL-WB1**.
6. SECURE BRUSH BY TIGHTENING SET SCREW.
7. FOR COVERED BRUSH, REPLACE EXISTING COVER WITH WIRE BRUSH COVER (**BOR-P/WBC**).

Börkey Key Machines and Parts are distributed by:

**MBA USA, INC.
200 Orchard Drive
Nicholasville KY 40356-2357**

**Phone: 859-887-0496
FAX: 859-887-9491
Email: sales@mbaUSA.com
Web: www.mbaUSA.com**

