



## QUICK START

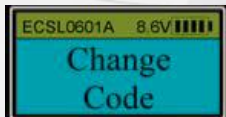
# Quick Start Guide - ProLogic L02

Congratulations on the purchase of your new SecuRam ProLogic L02 Safe Lock! This Quick Start guide will help you set up your ProLogic L02 for use.

The ProLogic L02 comes with (2) default codes:  
ID00 or the Super Code is set to 111111  
ID01 or the Manager Code is set to 123456  
It is recommended to change both codes to unique codes immediately.

### Step1: Change the Default Codes

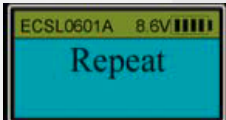
Enter the default Super Code: 111111  
When the LCD screen shows "Select Menu", press the ▲ or ▼ buttons, until you see the menu selection "Change Code":




Press Menu/OK



Enter a 6 digit code



Repeat 6 digit code



ID00 Code is now saved

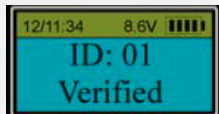
Follow the same procedure to change the Manager Code. Enter 123456 and complete steps above.

### Step 2: To Open Lock

Just enter a valid code:



Enter 6 digit code



Valid code will be verified and the lock will open

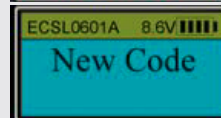
### Step 3: Enroll a User Code

With the ProLogic L02 you can add up to 28 User Codes. Follow these steps:

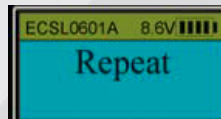
Enter the Manager Code. When the LCD screen shows "Select Menu", press the ▲ or ▼ buttons, until you see the menu selection "Enroll New User"



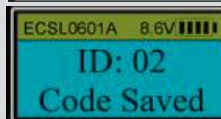
Press Menu/OK



Enter a unique 6 digit code



Repeat 6 digit code



The User code is saved

Repeat to add other User Codes

### Note: To Change Any Code

- Enter the code you want to change
- When the LCD screen shows "Select menu", scroll to "Change Code" and follow the prompts.

### To Change Batteries

Your ProLogic L02 is designed to provide long life up to 4000 operations with a single 9 volt battery. When it is time to change the battery the LCD will indicate "Low Battery".

- Push up on the EntryPad until it releases from the SnapFit mounting holes
- Carefully remove the battery and replace
- When re-mounting the entrypad be careful not to damage the lock cable.

For a full set of Operating Instructions visit our website at [www.securamsys.com](http://www.securamsys.com)